

## EFFECT OF TWO FERTILIZERS ON PRODUCTION AND PHYTOSANITARY ASPECTS IN BANANA (*Musa paradisiaca*) CULTIVATION IN BUENAVENTURA, COLOMBIA

---

***Carlos Emiro Arboleda Riascos***

Universidad del Pacífico, Agronomy Program  
Buenaventura, Valle del Cauca-Colombia  
<https://orcid.org/0009-0006-0335-0307>

***Andres Yovanni Preciado Cabezas***

Universidad del Pacífico, Agronomy Program  
Buenaventura, Valle del Cauca-Colombia  
<https://orcid.org/0009-0000-8704-7052>

***Yuri Alexander Gutierrez Corte***

Universidad del Pacífico, Agronomy Program  
Buenaventura, Valle del Cauca-Colombia  
<https://orcid.org/0009-0000-2155-2849>

***Elizabeth Quiñonez Candelo***

Universidad del Pacífico, Agronomy Program  
Buenaventura, Valle del Cauca-Colombia  
<https://orcid.org/0009-0000-8107-0083>

***Francisco José Sánchez Marín***

Universidad del Pacífico, Department of  
Natural and Exact Sciences  
Buenaventura, Valle del Cauca-Colombia  
<https://orcid.org/0000-0001-7491-0988>

All content in this magazine is licensed under a Creative Commons Attribution License. Attribution-Non-Commercial-Non-Derivatives 4.0 International (CC BY-NC-ND 4.0).



**Claudia Melissa Murillo Obregon**

Universidad del Pacífico, Agronomy Program  
Buenaventura, Valle del Cauca-Colombia  
<https://orcid.org/0009-0001-0603-1970>

**Abstract:** The banana (*paradise muse*) is one of the most important foods in the world and plays a relevant role in the food security and sovereignty of more than 400 million people, its versatility and adaptability have allowed it to be raw material for various industries, however, this crop in The rural areas of Buenaventura, Colombia are cultivated under agroforestry systems in subsistence agriculture, in slightly acidic soils and favorable environmental conditions for the presence and proliferation of pests and diseases. The objective of this work was to evaluate the effect of two fertilizers on production and phytosanitary aspects in banana (*Musa paradisiaca*) cultivation in Buenaventura, Colombia. Chemical fertilizer 15-15-15 was used at a dose of 100 grams/plant and the dose was increased after each application until reaching a dose of 300 grams/plants and chicken manure-based compost supplemented with *Beauveria bassiana* at a dose of 400 grams/plants and increased. in 100 grams after each application every 45 days. To identify the pathogen, a characterization of the symptoms presented by the affected plants was carried out. In this sense, the identification of the pests was carried out based on the observed damage and the morphological description of the captured individuals. Production was evaluated taking into account variables such as weight, number of bananas and number of segments per bunch. This research showed that in the study areas the pests *Metamasius habitats*, and *Cosmopolites sordidus*, and the pathology caused by *Mycosphaerella* sp. predominate, in addition that organic fertilization is the best alternative given its low cost, ease of obtaining and contributions it makes in improving the structure and quality of soils.

**Keywords:** yield, compost, plant health, symptoms.

## INTRODUCTION

The banana (*Musa AAB* Simmonds - Dominico Hartón) has Papua New Guinea as its center of origin, from where it was dispersed to Europe and then to the American continent (Caicedo, 2015). Currently, bananas are among the most important agricultural crops in the world, with an annual production volume that exceeds 39,000,000 tons; Among the most productive regions are Africa, Asia-Pacific and the Latin American Caribbean region, which contribute around 13,000,000 tons.

In that sense, 120 countries produce bananas in tropical and subtropical regions, including Colombia with third place in production with 3,077,564 tons, after Uganda with 7,204,041 tons and the Philippines with 3,224,059 tons, and first place in export volumes with 117,913 t (FAO, 2020).

In these producing areas, bananas are grown by small farmers, in which 87% of the production is concentrated, destined for self-consumption or marketing in local and/or regional markets, because these products are a source of basic food for more than 400 million people (CGIAR, 2014). The remaining 13% of world production is obtained in technical production systems for commercialization in international markets (Roux et al., 2008 and Arboleda, 2022).

Banana production is affected by pest insects, diseases and soil nutritional deficiencies. Among the most frequent and important diseases due to their potential losses include black Sigatoka (*Mycosphaerella fijiensis*), vascular wilt (*Fusarium oxysporum* f. sp. cubense race 4), plantain moko (*Ralstonia solanacearum*) and those caused by phytoparasitic nematodes (*Radopholus similis*, *Helicotylenchus multicinctus*, *Meloidogyne incognita*, *M. javanica*, *M. arenaria*, *Pratylenchus araucensis*, *P. coffeae*, *P. goodeyi*, *P. speijeri* and *Rotylenchulus reniformis*) (Pandales & Mosquera,

2007;Torrado Castaño,2009;Villegas, 1989; Múnera 2009; Riascos 2019; Arboleda, 2022). As for insect pests, the black weevil (*Cosmopolites sordidus*), striped and yellow weevil (*Metamasius hemipterus* and *Metamasius hebetatus*) stand out (Speijer et al., 2001; Arboleda, 2022). Nutritional deficiencies are corrected with the indiscriminate use of synthetic fertilizers, which increases production costs in addition to generating dependency on these products without taking into account the ecological damage caused to ecosystems with the loss of biological dynamics (Orozco, sf), the joint losses between pest insects, diseases and nutritional deficiencies of the soil can reach 100% if a timely and/or adequate management plan is not implemented, in that sense the use of biological controllers such as *Beauveria bassiana* for pest insects has been be an economical, efficient and ecosystem-friendly alternative. The objective of the study was to verify the effect of chicken manure-based compost on production and phytosanitary aspects in banana (*Musa paradisiaca*) cultivation in Buenaventura, Colombia.

## MATERIALS AND METHODS

The research was carried out in District number 8 of Buenaventura - Valle del Cauca - Colombia, which is located at a height of 14 meters above sea level, with an average annual precipitation of 7800 mm and a temperature average of 28 °C.

A randomized complete block design was used with three treatments (Chemical Fertilization, Organic Fertilization and an Absolute Control) and three repetitions. Within the useful plot, 7 plants were established, planted at a distance of 4 x 4 meters.

The organic fertilizer was complemented with *Beauveria bassiana* at a concentration of 1x10<sup>8</sup> spores/grams, which was applied at the

time of sowing (400 grams) and subsequently every 45 days with an increase of 100 grams for each application; The chemical fertilizer was also applied at the time of establishment of the plots (100 grams of 15-15-15) and subsequently every 45 days, increasing the dose after the third application to 200 grams and 300 grams/plant in the sixth application. The management and/or control of weeds was carried out with a scythe in the streets and manually in the parking area. Crop management practices of leaf removal and weeding were carried out periodically.

To estimate the effect of the treatments on the health of the crop, the presence and/or absence of pests and/or diseases was evaluated every 8 days, to subsequently determine incidence using the expression:

$$\text{Incidence} = (\text{Affected Plants}) / (\text{Total Plants}) \times 100$$

To measure the effect of fertilization on production, variables were measured such as: bunch weight, average fruit weight, number of fruits per bunch and yield.

For each of the response variables, analysis of variance and Tukey's multiple average test ( $P < 0.05$ ) were performed using the SAS statistical package in version 9.4.

## RESULTS AND DISCUSSION

Two pests (*Metamasius hebetatus* and *Cosmopolites sordidus*) of the order Coleoptera were associated with banana cultivation regardless of whether the plants had the treatment or not. In that sense, *Metamasius hebetatus* was characterized by having an approximate length of 1 -1.5cm, the The thorax presented yellow spots as on the elytra, in addition, cross-shaped coloration was evident on the elytra, yellow legs, and chewing mouthparts. Figure 1A, *Cosmopolites sordidus*, was characterized by being black and/or dark brown in color, with an approximate size of 1.5 -2cm, elytra-type

wings, thorax with characteristic lines for this species, elliptical shape, the face is prolonged in a curved beak from which the name weevil is derived. Figure 1B and 1B1, in both cases the symptoms appear as galleries in the corm, which generates wilting, chlorosis, poor development of the clusters in the aerial part of the plant, and finally the plant falls due to the weakening of the root system and corm. Figure 1C, 1C1, 1C2 and 1C3.

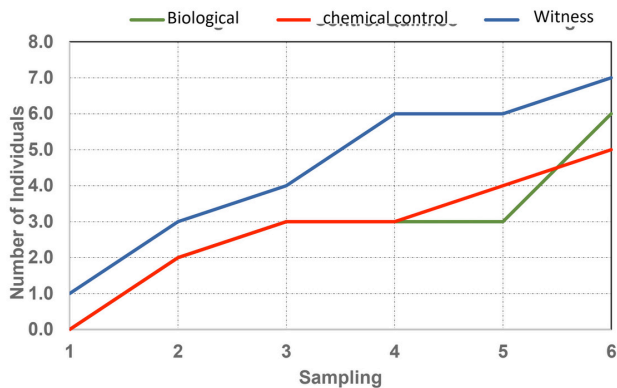


**Figure 1.** Pests and induced symptoms. A. adult *Metamasius habitats*, B-B1. Adults of *Cosmopolites sordidus*, C. weevil larva causing gallery, C1. Gallery in the pseudostem, C2. Wilting in the aerial part of the plant, C3. Plant in production affected and stunted cluster.

These findings are consistent with the results reported by Cayetano, 2019.

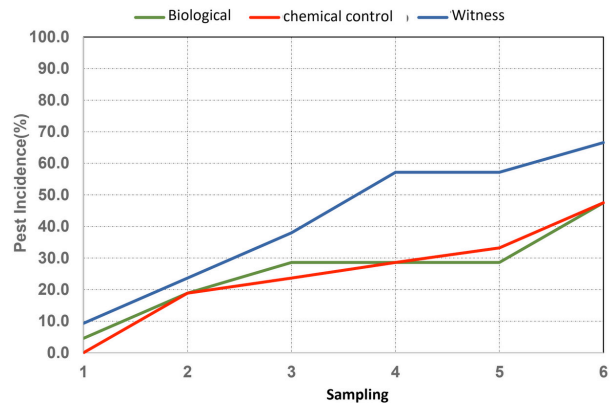
When he states that these two insects are the main pests associated with banana crops in many production areas, being responsible for estimated losses of more than 60% and up to 100% if A management plan is not implemented (Augura, Proyecto Repcar, 2009). Both insects generate galleries in the corm, without discriminating the phenological state of the plantation, with the larval stage being the most aggressive (Augura, Proyecto Repcar, 2009; Jimenez et al., 2018 and Armendáriz et al., 2014)

Graph 1. Shows the average number of individuals for each treatment, in this sense, for the chemical control as well as the control, pests were evident from sampling 1 (15 dps) reaching a maximum of 7 individuals (control) and 5 individuals (chemical control), in the case of biological control the presence of pest insects was observed from the fourth sampling, reaching a maximum value of 6 insects.



**Graph 1.** Effect of fertilization on the number of individuals within each sampling period.

According to the incidence of pests in graph 2, it was observed that for the control treatment the % incidence exceeded 66% of the cultivated plants, registering values above 9% from the first sampling and maintaining a trend of increase between sampling. In the case of plants treated with chemical synthesis fertilizers, the incidence was approximately 48%, showing a significant increase between sampling 1 and 2, going from 0 to 20%. The behavior of the plants treated with organic fertilizer (compost) supplemented with *B. bassiana* reached an incidence of around 48%, showing at the beginning (sampling 1) an incidence of 5%, however, between sampling 3 and 5 there was no increase. although a significant increase was subsequently observed, going from approximately 28.6 to 48%.



**Graph 2.** Effect of fertilization on the incidence of the disease within each sampling season.

In accordance with Jimenez et al., 2018 and Armendáriz et al., 2014, the number of individuals is related to the degree of technicalization of the plantations, control methods implemented, origin of the seeds and their health status at the time of sowing, Therefore, the population levels in this study were moderate, however, Muñoz, 2007 indicates that the presence of these insect pests must not be allowed given that they have a high reproduction rate, which generates a very rapid population increase in a short time.

Regarding the type of fertilization used, Armendáriz et al., 2014 indicates that a source that provides NPK and minor elements must be sought, therefore, in this research T-15 was used as a source of NPK in synthetic fertilizers, and compost based on chicken manure supplemented with *B. bassiana*, the latter has been tested by Jiménez et al., 2018; Meyers et al., 2013; Rodríguez-González, 2014; García et al., 2018; reporting that this turns out to be an efficient control in Coleoptera populations, the infection disperses in the different stages of the insect, starting with the eggs, larvae and/or adults respectively, causing the hosts to have a decrease in appetite, incoordination of movements, paralysis and mummification, in addition to this, *B. bassiana* has been reported as a growth promoter, within the mechanisms that directly promote growth have been

studied, the production of phytohormones, nutrient solubilization, increase in nutrient availability and production of siderophores (Joseph et al., 2012; Behie et al., 2015; Behie and Bidochka, 2014; Jirakkakul et al., 2015). These same authors indicate that, although the benefits on diseases do not directly affect the causal agent of the pathology, they do activate defense mechanisms in the plant that allow it to be tolerant to pests and pathogens.

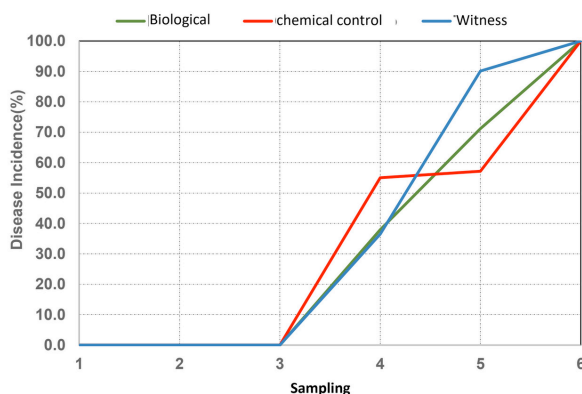
Regarding the pathology observed, the pathogen *Mycosphaerella* sp. could be identified. Since it appeared as necrotic spots in the center with a chlorotic halo on the periphery, the lesions were also characterized by having a soft, dry texture and no elevation. Figure 2. Regarding the incidence of this disease, it was observed that for all treatments the presence of the pathology was evident from sampling 3, although the control treatment reached 90% in sampling 5, while in this same sampling The biological treatment reached 70% and the chemical treatment approximately 57%, although a percentage difference was observed between the treatments for sampling 5, in sampling 6 for all treatments the incidence reached 100%. Graph 3.



**Figure 2.** Symptoms caused by *Mycosphaerella* sp.

The symptomatology described above is consistent with the description suggested by Jimenez et al., 2018., this same, ensures that the distribution pattern is initially random

until it becomes uniform when all the plants present the disease, since, being a foliar pathology, it spreads easily by the action of water, phytophagous insects and the wind mainly, Armendáriz et al., 2014 indicate that the degree of severity of the pathology is directly related to the susceptibility of the plant material (genetic aspects), favorable environmental conditions for the pathogen and host nutrition. Agrios, 2005 reports that this pathogen is hemibiotrophic so we will initially see its biotrophic phase causing chlorosis, to finally generate necrosis (death of plant tissue), this condition allows the pathogen to establish itself in all productive areas since it can survive in harvest remains restart the pathogenic phase at the time of establishing another crop cycle.



**Graph 3.** Effect of fertilization on the incidence of *Mycosphaerella* sp. within each sampling season.

Table 1 shows the averages by treatments for the variables: incidence of the disease, incidence of pests and number of pests, where it was evident that for the incidence of the disease there were no significant differences, in that sense significant evidence was observed. for the incidence and number of pests between the chemical and biological treatments compared to the control, however between the chemical and biological there was no significant difference, which reaffirms that plant nutrition is a fundamental factor to

Treatment	Incidence (Diseases)		Incidence (Pests)		Number of Insects	
	Average	Cluster	Average	Cluster	Average	Cluster
Biological	30.5	a	25.6	b	3.0	b
Chemical Control	31.2	a	24.6	b	3.0	b
Witness	32.8	a	40.8	a	4.0	a

Note: Within the same column, averages with the same letter do not differ statistically.

Table 1. Media separation test, for phytosanitary aspects

Treatment	Cluster Weight (kg/ plant)		Fruit Weight (kg)		Number of Fruits/ Cluster		Yield (kg/ha)	
	Average	Cluster	Average	Cluster	Average	Cluster	Average	Cluster
Biologic control	6.96	a	0.40	a	26.1	a	4348.2	a
Chemical Control	7.23	a	0.37	a	26.8	a	4520.8	a
Witness	5.02	b	0.30	b	21.7	b	3138.4	b

Note: Within the same column, averages with the same letter do not differ significantly

Table 2. Mean separation testfor production.

counteract the effects of the presence of pests. pests and diseases (Behie et al., 2015).

Regarding production, it was observed that the results obtained in this research are related to those achieved by Aritzabal et al., (2010) when they indicated that the weight of the bunch is related to the amount of K available to the plant, in that sense, chemical fertilization provides this element more quickly than organic fertilizer without forgetting that in the Availability of K in a chemical source will depend on climatic conditions such as precipitation, which can generate losses due to runoff and filtration to deeper profiles where plant roots cannot reach; It is important to highlight what was reported by Dto Silva et al., (2013), where they concluded that potassium significantly increases the weight of the fruits, because K is the element responsible for the carbohydrate filling of the fruits.

Although, the yields achieved are below the national average (Colombia) table 4. which

ranges between 8-10ton/ha and 20-25ton/ha in the most productive areas (Agronet, 2022), but in this area the results of organic treatment are encouraging given the low cost of compost production, type of agriculture (agroforestry systems) that turns out to be not very intensive, in addition to being associated with other plant species and the edaphoclimatic conditions that turn out to be one of the main limitations in production., Espinosa and Mite (2002) indicate that organic fertilizers not only They are important in a crop cycle, but they are a medium and long-term bet, since they improve the structure of the soil, allowing better development of the root system, improves soil aeration and generates an environment conducive to the establishment of beneficial macro and microorganisms that will establish symbiotic relationships with the plants, causing a decrease in production costs since they help the plant.

## REFERENCES

- Agrios, G. N. (2005). Plant pathology 5th edition: Elsevier academic press. *Burlington, Ma. USA*, 79-103.
- Arboleda Riascos, C. E. *Caracterización morfológica, morfométrica y molecular de Pratylenchus y Radopholus en Musa spp., en el eje cafetero y el Valle del Cauca, Colombia* (master dissertation, Universidad Nacional de Colombia). <https://repositorio.unal.edu.co/handle/unal/82128>
- Armendáriz, I., Landázuri, P. A., & Ulloa, S. (2014). Buenas prácticas para el control del picudo del plátano en Ecuador. ESPE.
- Behie, S. W., & Bidochka, M. J. (2014). Nutrient transfer in plant–fungal symbioses. *Trends in plant science*, 19(11), 734-740. DOI: <https://doi.org/10.1016/j.tplants.2014.06.007>
- Behie, S. W., Jones, S. J., & Bidochka, M. J. (2015). Plant tissue localization of the endophytic insect pathogenic fungi *Metarhizium* and *Beauveria*. *Fungal Ecology*, 13, 112-119. <https://doi.org/10.1016/j.funeco.2014.08.001>
- Caicedo Arana, Á. (2015). *Caracterización y evaluación morfológica, física y química de introducciones del banco de germoplasma de musáceas en el Centro de Investigación Corpoica Palmira*. <https://repositorio.unal.edu.co/handle/unal/58986>
- Cayetano Huamán, L. (2019). *Beauveria bassiana* y barrera física en el control de *Cosmopolites sordidus* en el cultivo de plátano, Pichari Cusco. <http://repositorio.unsch.edu.pe/handle/UNSCH/3529>
- CGIAR-Consortium of International Agricultural Research Centers. (2014). Banana and Plantain. Disponible En: <http://www.cgiar.org/our-research/cropfactsheets/bananas/>
- De Colombia, A. D. B., & Augura, P. R. (2009). Identificación y manejo integrado de plagas en banano y plátano, Magdalena y Urabá, Colombia. «*Reducción del escurrimiento de plaguicidas al mar Caribe*».
- Food and Agriculture Organization of the United Nations-FAO. (2020). Production quantity and yield of plantains and banana in the world and Colombia. Recuperado el día 10 de enero de 2024. <http://www.fao.org/faostat/en/#data/QC>.
- García, J. L., Sotelo, P., Monroy, D. M., Barrera, G., Gómez-Valderrama, J., Espinel, C., ... & Villamizar, L. F. (2018). Identification and characterization of a *Beauveria bassiana* (Bals.) Vuill. isolate having a high potential for the control of the *Diatraea* sp. sugarcane stem borer. *Biología Aplicada*, 35(1), 1201-1207.
- Jiménez Neira, Y., & Alarcón Restrepo, J. J. (2018). Manejo fitosanitario del cultivo del plátano (*Musa pp.*): medidas para la temporada invernal. ICA.
- Jirakkakul, J., Cheevadhanarak, S., Punya, J., Chutrakul, C., Senachak, J., Buajarern, T.,... & Amnuaykanjanasin, A. (2015). Tenellin acts as an iron chelator to prevent iron-generated reactive oxygen species toxicity in the entomopathogenic fungus *Beauveria bassiana*. *FEMS microbiology letters*, 362(2), 1-8. DOI:10.1093/femsle/fnu032
- Joseph, E., Cario, S., Simon, A., Wörle, M., Mazzeo, R., Junier, P., & Job, D. (2012). Protection of metal artifacts with the formation of metal–oxalates complexes by *Beauveria bassiana*. *Frontiers in microbiology*, 2, 270. <https://doi.org/10.3389/fmicb.2011.00270>
- Meyers, J. M., Stephen, F. M., Haavik, L. J., & Steinkraus, D. C. (2013). Laboratory and field bioassays on the effects of *Beauveria bassiana* Vuillemin (Hypocreales: Cordycipitaceae) on red oak borer, *Enaphalodes rufulus* (Haldeman)(Coleoptera: Cerambycidae). *Biological Control*, 65(2), 258-264. <https://doi.org/10.1016/j.biocontrol.2013.02.001>
- Munera, G. E., Bert, W., & Decraemer, W. (2009). Morphological and molecular characterisation of *Pratylenchus araucensis* n. sp.(Pratylenchidae), a root-lesion nematode associated with *Musa* plants in Colombia. *Nematology*, 11(6), 799-813. [https://brill.com/view/journals/nemy/11/6/article-p799\\_1.xml](https://brill.com/view/journals/nemy/11/6/article-p799_1.xml)
- Muñoz-Ruiz, C. (2007). Fluctuación poblacional del picudo negro (*Cosmopolites sordidus* Germar) del plátano (*Musa AAB*) en San Carlos, Costa Rica. *Revista Tecnología en Marcha*, 20(1), ág-24.



Muñoz-Ruiz, C. (2007). Fluctuación poblacional del picudo negro (*Cosmopolites sordidus* Germar) del plátano (*Musa AAB*) en San Carlos, Costa Rica. *Revista Tecnología en Marcha*, 20(1), ág-24. Recuperado a partir de [https://revistas.tec.ac.cr/index.php/tec\\_marcha/article/view/89](https://revistas.tec.ac.cr/index.php/tec_marcha/article/view/89)

Orozco, J. (sf). Fertilizantes orgánicos y su aplicación en el cultivo de banano. Memorias del taller internacional sobre producción de banano orgánico y, o, ambientalmente amigable. Campo Experimental Tecomán-INIFAP, Colima, México.

Pandales, P.; Mosquera, A. (2007). Reconocimiento de nematodos fitoparásitos asociados al plátano (*Musa paradisiaca*) en dos sistemas agroforestales en Buenaventura Valle del Cauca. Tesis programa de agronomía Universidad Del Pacífico, 72 p.

Riascos Ortiz, D. (2019). *Caracterización morfológica y molecular de fitonematodos asociados a Musa spp., en el Valle del Cauca y el eje cafetero* (Doctoral dissertation). <https://repositorio.unal.edu.co/handle/unal/77144>

Rodríguez-González, A. (2014). *Improvement in control strategies of cerambycids in vine growing* (Doctoral dissertation, PhD thesis, University of León, León, Spain).

Roux, N., Baurens, F. C., Doležel, J., Hřibová, E., Heslop-Harrison, P., Town, C., ... & Lagoda, P. (2008). Genomics of banana and plantain (*Musa* spp.), major staple crops in the tropics. In *Genomics of tropical crop plants* (pp. 83-111). New York, NY: Springer New York. [https://link.springer.com/chapter/10.1007/978-0-387-71219-2\\_4](https://link.springer.com/chapter/10.1007/978-0-387-71219-2_4)

Speijer, P. R., Rotimi, M. O., & De Waele, D. (2001). Plant parasitic nematodes associated with plantain (*Musa* spp., AAB-group) in southern Nigeria and their relative importance compared to other biotic constraints. *Nematology*, 3(5), 423-436. [https://brill.com/view/journals/nemy/3/5/article-p423\\_5.xml](https://brill.com/view/journals/nemy/3/5/article-p423_5.xml)

Torrado-Jaime, M., & Castaño-Zapata, J. (2004). Manejo de nematodos fitoparásitos en plátano Dominico Hartón (*Musa AAB* Simmonds).. *Fitopatol. Colomb.*, 28(1):45-48.

Torrado-Jaime, M., & Castaño-Zapata, J. (2009). Incidencia de nematodos en plátano en distintos estados fenológicos. *Agronomía Colombiana*, 27(2), 237-244. [http://www.scielo.org.co/scielo.php?pid=S012099652009000200012&script=sci\\_arttext](http://www.scielo.org.co/scielo.php?pid=S012099652009000200012&script=sci_arttext)

Torrado-Jaime, M., & Castaño-Zapata, J. (2009). Incidencia de nematodos en plátano en distintos estados fenológicos. *Agronomía Colombiana*, 27(2), 237-244. [http://www.scielo.org.co/scielo.php?pid=S012099652009000200012&script=sci\\_arttext](http://www.scielo.org.co/scielo.php?pid=S012099652009000200012&script=sci_arttext)

Villegas, C. (1989). Reconocimiento de nematodos en plátano Dominico-Hartón enano *Musa AAB*. *Resúmenes analíticos de la investigación sobre el plátano en Colombia Corpoica-Inibap-Asiplat, Colombia*, 275.