

A close-up photograph of a human hand with light skin and manicured nails gently touching a vibrant green, textured surface of moss. The lighting is soft, highlighting the intricate details of the moss and the skin's texture.

Meio ambiente:

Preservação, saúde
y sobrevivência 2

Cleiseano Emanuel da Silva Paniagua
(Organizador)

A black and white photograph of a hand gently touching a mound of dark, rich soil. The hand is on the left side of the frame, with fingers slightly spread. The soil is on the right, showing its texture and depth. The background is a blurred continuation of the soil.

Meio ambiente:

Preservação, saúde
y sobrevivência 2

Cleiseano Emanuel da Silva Paniagua
(Organizador)

Atena
Editora
Ano 2022

Editora chefe

Profª Drª Antonella Carvalho de Oliveira

Editora executiva

Natalia Oliveira

Assistente editorial

Flávia Roberta Barão

Bibliotecária

Janaina Ramos

Projeto gráfico

Bruno Oliveira

Camila Alves de Cremo

Daphynny Pamplona

Luiza Alves Batista

Natália Sandrini de Azevedo

Imagens da capa

iStock

Edição de arte

Luiza Alves Batista

2022 by Atena Editora

Copyright © Atena Editora

Copyright do texto © 2022 Os autores

Copyright da edição © 2022 Atena Editora

Direitos para esta edição cedidos à Atena Editora pelos autores.

Open access publication by Atena Editora



Todo o conteúdo deste livro está licenciado sob uma Licença de Atribuição *Creative Commons*. Atribuição-Não-Comercial-Não-Derivativos 4.0 Internacional (CC BY-NC-ND 4.0).

O conteúdo dos artigos e seus dados em sua forma, correção e confiabilidade são de responsabilidade exclusiva dos autores, inclusive não representam necessariamente a posição oficial da Atena Editora. Permitido o *download* da obra e o compartilhamento desde que sejam atribuídos créditos aos autores, mas sem a possibilidade de alterá-la de nenhuma forma ou utilizá-la para fins comerciais.

Todos os manuscritos foram previamente submetidos à avaliação cega pelos pares, membros do Conselho Editorial desta Editora, tendo sido aprovados para a publicação com base em critérios de neutralidade e imparcialidade acadêmica.

A Atena Editora é comprometida em garantir a integridade editorial em todas as etapas do processo de publicação, evitando plágio, dados ou resultados fraudulentos e impedindo que interesses financeiros comprometam os padrões éticos da publicação. Situações suspeitas de má conduta científica serão investigadas sob o mais alto padrão de rigor acadêmico e ético.

Conselho Editorial**Ciências Agrárias e Multidisciplinar**

Prof. Dr. Alexandre Igor Azevedo Pereira – Instituto Federal Goiano

Profª Drª Amanda Vasconcelos Guimarães – Universidade Federal de Lavras

Profª Drª Andrezza Miguel da Silva – Universidade do Estado de Mato Grosso

Prof. Dr. Arinaldo Pereira da Silva – Universidade Federal do Sul e Sudeste do Pará

Prof. Dr. Antonio Pasqualetto – Pontifícia Universidade Católica de Goiás

Profª Drª Carla Cristina Bauermann Brasil – Universidade Federal de Santa Maria



Prof. Dr. Cleberton Correia Santos – Universidade Federal da Grande Dourados
Prof^o Dr^a Diocléa Almeida Seabra Silva – Universidade Federal Rural da Amazônia
Prof. Dr. Écio Souza Diniz – Universidade Federal de Viçosa
Prof. Dr. Edevaldo de Castro Monteiro – Universidade Federal Rural do Rio de Janeiro
Prof. Dr. Fábio Steiner – Universidade Estadual de Mato Grosso do Sul
Prof. Dr. Fágner Cavalcante Patrocínio dos Santos – Universidade Federal do Ceará
Prof^o Dr^a Girlene Santos de Souza – Universidade Federal do Recôncavo da Bahia
Prof. Dr. Guilherme Renato Gomes – Universidade Norte do Paraná
Prof. Dr. Jael Soares Batista – Universidade Federal Rural do Semi-Árido
Prof. Dr. Jayme Augusto Peres – Universidade Estadual do Centro-Oeste
Prof. Dr. Júlio César Ribeiro – Universidade Federal Rural do Rio de Janeiro
Prof^o Dr^a Lina Raquel Santos Araújo – Universidade Estadual do Ceará
Prof. Dr. Pedro Manuel Villa – Universidade Federal de Viçosa
Prof^o Dr^a Raissa Rachel Salustriano da Silva Matos – Universidade Federal do Maranhão
Prof. Dr. Renato Jaqueto Goes – Universidade Federal de Goiás
Prof. Dr. Ronilson Freitas de Souza – Universidade do Estado do Pará
Prof^o Dr^a Talita de Santos Matos – Universidade Federal Rural do Rio de Janeiro
Prof. Dr. Tiago da Silva Teófilo – Universidade Federal Rural do Semi-Árido
Prof. Dr. Valdemar Antonio Paffaro Junior – Universidade Federal de Alfenas



Medio ambiente: preservación, salud y sobrevivência 2

Diagramação: Camila Alves de Cremo
Correção: Yaidy Paola Martinez
Indexação: Amanda Kelly da Costa Veiga
Revisão: Os autores
Organizador: Cleiseano Emanuel da Silva Paniagua

Dados Internacionais de Catalogação na Publicação (CIP)

M491 Medio ambiente: preservación, salud y sobrevivência 2 /
Organizador Cleiseano Emanuel da Silva Paniagua. -
Ponta Grossa - PR: Atena, 2022.

Formato: PDF

Requisitos de sistema: Adobe Acrobat Reader

Modo de acesso: World Wide Web

Inclui bibliografia

ISBN 978-65-258-0470-5

DOI: <https://doi.org/10.22533/at.ed.705222207>

1. Medio ambiente. 2. Preservación. I. Paniagua,
Cleiseano Emanuel da Silva (Organizador). II. Título.

CDD 577

Elaborado por Bibliotecária Janaina Ramos – CRB-8/9166

Atena Editora

Ponta Grossa – Paraná – Brasil

Telefone: +55 (42) 3323-5493

www.atenaeditora.com.br

contato@atenaeditora.com.br



Atena
Editora
Ano 2022

DECLARAÇÃO DOS AUTORES

Os autores desta obra: 1. Atestam não possuir qualquer interesse comercial que constitua um conflito de interesses em relação ao artigo científico publicado; 2. Declaram que participaram ativamente da construção dos respectivos manuscritos, preferencialmente na: a) Concepção do estudo, e/ou aquisição de dados, e/ou análise e interpretação de dados; b) Elaboração do artigo ou revisão com vistas a tornar o material intelectualmente relevante; c) Aprovação final do manuscrito para submissão.; 3. Certificam que os artigos científicos publicados estão completamente isentos de dados e/ou resultados fraudulentos; 4. Confirmam a citação e a referência correta de todos os dados e de interpretações de dados de outras pesquisas; 5. Reconhecem terem informado todas as fontes de financiamento recebidas para a consecução da pesquisa; 6. Autorizam a edição da obra, que incluem os registros de ficha catalográfica, ISBN, DOI e demais indexadores, projeto visual e criação de capa, diagramação de miolo, assim como lançamento e divulgação da mesma conforme critérios da Atena Editora.



DECLARAÇÃO DA EDITORA

A Atena Editora declara, para os devidos fins de direito, que: 1. A presente publicação constitui apenas transferência temporária dos direitos autorais, direito sobre a publicação, inclusive não constitui responsabilidade solidária na criação dos manuscritos publicados, nos termos previstos na Lei sobre direitos autorais (Lei 9610/98), no art. 184 do Código penal e no art. 927 do Código Civil; 2. Autoriza e incentiva os autores a assinarem contratos com repositórios institucionais, com fins exclusivos de divulgação da obra, desde que com o devido reconhecimento de autoria e edição e sem qualquer finalidade comercial; 3. Todos os e-book são *open access*, *desta forma* não os comercializa em seu site, sites parceiros, plataformas de *e-commerce*, ou qualquer outro meio virtual ou físico, portanto, está isenta de repasses de direitos autorais aos autores; 4. Todos os membros do conselho editorial são doutores e vinculados a instituições de ensino superior públicas, conforme recomendação da CAPES para obtenção do Qualis livro; 5. Não cede, comercializa ou autoriza a utilização dos nomes e e-mails dos autores, bem como nenhum outro dado dos mesmos, para qualquer finalidade que não o escopo da divulgação desta obra.



PRESENTACIÓN

El e-book: “Medio Ambiente: Preservación, Salud y Sobrevivência 2” consta de seis capítulos de libros de investigación científica que sacan a la luz la preocupación de la relación hombre-medio ambiente que incrementa la degradación del medio ambiente y sus recursos naturales.

El primer capítulo nos presenta la importancia de desarrollar la conciencia/educación ambiental como una forma de promover una relación más armónica y sostenible con el medio ambiente, garantizando los recursos naturales para las generaciones futuras. El segundo trabajo presenta una reflexión sobre la importancia de la educación ambiental y el saneamiento básico para estudiantes de secundaria de una escuela pública ubicada en la zona rural del municipio de Unaí, en el estado de Minas Gerais - Brasil.

El Capítulo 3 presentó un estudio con el fin de investigar el poder calorífico superior e inferior generado a partir de los residuos sólidos urbanos (RSU). Los resultados mostraron que el uso de energía es representativo y recomendado para generar energía en ciudades con poca población. El Capítulo 4 investigó el uso de nanopartículas magnéticas asociadas con coagulantes orgánicos e inorgánicos. Los resultados mostraron que el uso de coagulante a partir de semillas de *Moringa oleifera* presentó una remoción del 99,85% luego del proceso de filtración aplicado al efluente galvánico.

Finalmente, el capítulo 5 presenta un trabajo que investigó la estructura poblacional y ecológica de la especie de *Polylepis rugulosa* en la región del Perú. Los resultados mostraron que la etapa de plántula es más alta que la etapa adulta. La especie de *P. rugulosa* tiene una densidad menor que las otras especies en los bosques de Quenoa en Perú y Colombia. En el capítulo 6 se estudió el banco de fragmentos de bosque y estrato herbáceo-subarbusto en la ciudad de Sorocaba (SP), lo que resultó en baja riqueza y densidad de plántulas de especies arbóreas, actuando como indicador de fragilidad.

En esa perspectiva, la Editora Atena viene trabajando para estimular y animar a cada vez más investigadores de Brasil y de otros países a publicar sus trabajos con garantía de calidad y excelencia en forma de libros, capítulos de libros y artículos científicos.

Cleiseano Emanuel da Silva Paniagua

SUMÁRIO

CAPÍTULO 1..... 1

ENVIRONMENTAL EDUCATION FOR DWELLING AS A SUSTAINABLE UNIT

Alma Leticia Garcia Hernandez

JR. Mayorga Cervantes

 <https://doi.org/10.22533/at.ed.7052222071>

CAPÍTULO 2..... 16

EDUCAÇÃO AMBIENTAL NO ENSINO MÉDIO: PROBLEMATIZAÇÃO DO TEMA SANEAMENTO BÁSICO

Mariana Stéfani Barbosa

Lorrány Ribeiro da Silva

Monique Di Domenico

Mírian da Silva Costa Pereira


 <https://doi.org/10.22533/at.ed.7052222072>

CAPÍTULO 3..... 24

PODER CALORÍFICO SUPERIOR E INFERIOR DE LOS RESIDUOS SÓLIDOS URBANOS DE LA PARROQUIA LIMONCOCHA EN LA AMAZONIA ECUATORIANA

Katty Verónica Coral Carrillo

Jorge Esteban Oviedo Costales

 <https://doi.org/10.22533/at.ed.7052222073>

CAPÍTULO 4..... 37

NANOPARTÍCULAS MAGNÉTICAS ASSOCIADAS A COAGULANTES ORGÂNICOS E INORGÂNICOS NO TRATAMENTO DE EFLUENTE GALVÂNICO

Mariana Fernandes Alves

Edilaine Regina Pereira

Higor Aparecido Nunes de Oliveira

Dandley Vizibelli

Julio Cesar Angelo Borges

Marcelo Hidemassa Anami

 <https://doi.org/10.22533/at.ed.7052222074>

CAPÍTULO 5..... 45

POPULATION STRUCTURE AND ECOLOGY OF A HIGH ANDEAN FOREST: *POLYLEPIS RUGULOSA* (ROSACEAE) FROM PERU

Morales-Aranibar Luis


Rivera Campano Milko

Flores Roque Mario

Morales Aranibar Carlos

Costa Taborga Juan

 <https://doi.org/10.22533/at.ed.7052222075>

CAPÍTULO 6.....	59
ESTUDO DO ESTRATO HERBÁCEO-SUBARBUSTIVO E BANCO DE PLÂNTULAS DE FRAGMENTO FLORESTAL, SOROCABA (SP), COMO SUBSÍDIO PARA PROJETO DE RESTAURAÇÃO	
Guilherme Mugnaini	
Jaqueline Zanardo	
V.P. Almeida	
 https://doi.org/10.22533/at.ed.7052222076	
SOBRE EL ORGANIZADOR.....	71
ÍNDICE REMISSIVO.....	72

POPULATION STRUCTURE AND ECOLOGY OF A HIGH ANDEAN FOREST: *POLYLEPIS RUGULOSA* (ROSACEAE) FROM PERU

Data de aceite: 04/07/2022

Morales-Aranibar Luis

Director of the Office of Innovation, Technology Transfer and Intellectual Property at the National Intercultural University of Quillabamba – Cusco

Rivera Campano Milko

Director of the Professional School of Environmental Engineering, National University of Moquegua

Flores Roque Mario

Teacher of the Professional School of Environmental Engineering, National University of Moquegua

Morales Aranibar Carlos

Research collaborator, Jorge Basadre Grohmann National University of Tacna

Costa Taborga Juan

Research collaborator, National University of San Antonio Abad of Cusco

ABSTRACT: Thirteen plots of 500m² were established in the forest of quenoa at Muylaque, district of San Cristóbal (Moquegua), southern of Peru. The population structure showed a predominance of saplings (239 individuals), followed by adults (217 individuals), and seedlings (164 individuals). The average of individuals per plot was higher for the seedlings (18.4 ± 3.6), followed by adults (16.7 ± 4.3) and saplings (12.6 ± 4.5). It was estimated 334 adult individuals per hectare. *P. rugulosa* yielded floral buds during

the wet season (December to February), while in the dry season (July to September) individuals in a vegetative stage predominate. The fruiting stage predominated at the end of the wet season (February to April). The plants affected by anthropogenic activities were accounted up to 13% of the plants evaluated. The associated flora to the *P. rugulosa* forest is composed of 72 species of herbaceous and shrubby plants distributed in 28 families.

KEYWORDS: Anthropogenic influence; associated flora; phenology; plant growth.

1 | INTRODUCTION

Quenoa (genus *Polylepis*, Rosales: Rosaceae) forests are recognized as centers of endemism and biological diversity (Sevillano-Ríos and Rodewald 2017). These forests with quenoa as dominant species are scarce and occupy small areas (patches) mainly due to human activities and the effects of climate change (Renison et al. 2004; Kessler 2006; Peng et al. 2015). The distribution of these forests is restricted to rocky or broken slopes (Kessler 2006; Trinidad and Cano 2016; Segovia-Salcedo et al. 2018; Morales-Aranibar et al. 2019) and their ecological importance lies in providing habitat for the development of high Andean avifauna, endemic plants, mammals, hydric regulation, and carbon sequestration (Servat et al. 2002; Patterson 2004; Mendoza y León 2006; Morales-Aranibar 2015; Trinidad and Cano 2016; Sevillano-Ríos et al. 2011,

2018; Poca et al. 2018; Aquino et al. 2018; Samata et al. 2019). In *Polylepis* forests, the observed associated flora and fauna are unique for these ecosystems due to the presence of particular niches that favor the formation and coexistence of many species (Kessler 1995; Servat et al. 2002; Sevillano-Ríos and Rodewald 2017). Despite the importance of these forests as biodiversity hotspot and its ecosystem services, phytosociological studies are still scarce in the Andes, particularly in southern Peru and northwestern Bolivia (Montesinos-Tubée et al. 2015; Cuykens and Renison 2018; Segovia-Salcedo et al. 2018; Morales-Araníbar et al. 2019).

The fragmentary distribution of these high Andean forests has provoked discussion about the relative importance of the anthropogenic and climatic causes of this pattern, which vary with topography and climate (Toivonen et al. 2017). Some studies proposed that the loss of high Andean forests could increase during the Inca Empire and the colonial era due to the intensification of agriculture and a greater demand for firewood and charcoal as fuel (Kessler 2002; Hensen et al. 2012; Domic et al. 2017). The biomass of high Andean forests is used as fuel and in the construction of rural buildings of the Puno region in Peru and Bolivia (Collahuasi 2011). Across the Andes, these forests suffer accelerated processes of erosion, landslides of slopes by the implementation of roads and rural roads, especially in connection to mining and logging activities (Collahuasi 2011; Morales-Araníbar et al. 2019) to promote grazing lands and wood extraction (Renison et al. 2004; Ciertjacks et al. 2008). These anthropogenic activities have caused the loss of extensive forest areas and have reduced the regeneration capacity of the *Polylepis* forests (Domic et al. 2013).

The quenoa forest of Muylaque (Moquegua) is recognized as a priority area for conservation according to Regional Ordinance No. 29-2012-CR/GRM of the Moquegua Regional Government, with the main objective of conserving its biological diversity. The Muylaque forest is characterized for the dominance of *Polylepis rugulosa* Bitter. Currently, this forest is intended for conservation and ecotourism practices although rural populations still practice economic traditional activities (e.g., agriculture, grazing, and wood extraction). This study could contribute to gather primary information on the current situation of quenoa population at Muylaque forest. This information could be used to promote its management and conservation. The objectives of this study were: 1) to evaluate the population structure by development stages of *P. rugulosa*, 2) to estimate the abundance of *Polylepis*, 3) to observe their phenology in the wet and dry season, 4) to evaluate the effects of anthropogenic activities on *Polylepis* forest, and 5) to identify the associated flora of the *Polylepis* forests.

2 | MATERIALS AND METHODS

2.1 The study area

The study area is located in the northeast of the Muylaque Little Town, San Cristóbal

district, Mariscal Nieto province, Moquegua region, Perú. We evaluated the quenoa forest (7.96 km²) composed mainly by *Polylepis rugulosa* Bitter, located between the coordinates 16° 39' - 16° 37' N and 70° 43' - 70° 39' W. The altitudinal range spans from 3250 masl to 4350 masl. The annual average temperature ranges between 4 °C to 6 °C, and the annual average rainfall ranges between 450 mm and 550 mm (Chancayauri 2008). It is recognized as a priority area for the conservation of the Moquegua region in the Tambo river basin by the Regional Ordinance No. 29- 2012-CR/GRM of Moquegua Regional Government. According to the Holdridge life zones classification, the Muylaque quenoa forest belongs to the humid paramo - Subalpine Subtropical (ph-SaS) (Chancayauri 2008; GORE Moguegua 2015).

2.2 Field survey

Thirteen plots (20m X 25m) were set for analyzing the different demographic stages of *P. rugulosa*. The population structure was selected into three development stages: a) seedling, <0.30m, b) sapling, between 0.30m to 1m, and c) adults, >1m. The stem density was estimated by counting individuals for each plot, and these values were expressed as individual per hectare (1 hectare = 0.01 Km²).

We monitored the phenology of *P. rugulosa* in 40 marked individuals from January to December 2016. The phenological stages correspond to: vegetative (V), flowering (Fl), and fructification (Fr). In each marked individual four branches of 40 cm long were selected, based on the representativeness of reproductive structures compared to the entire canopy of the individual.

The anthropogenic effects in the populations of *P. rugulosa* were determined with direct observations in three different levels: a) Unaffected (good visual appearance, vigorous leaves and no anthropogenic impact), b) Middle affected (slightly damaged, signal of cutting, dried branches, there are a few dry leaves), and c) Affected (broken, cut, dry, burned, and/or dead individuals), following the levels of anthropogenic effects proposed by the Tacna Regional Government (GORE Tacna 2015).

Plant specimens were collected in the dry and wet season to identify all the vegetation associated to *P. rugulosa*. The collections were made inside and outside of the plots. The collected botanical specimens were treated according to the method proposed by Gutierrez-Salazar and Garcia-Mendoza (1999). The taxonomic identity was determined using the CUZ Herbarium collections from the Universidad Nacional de San Antonio del Cusco (UNSAAC).

For statistical analysis, we used the Past software v 3.2 (Hammer *et al.*, 2001). The performed analyzes were descriptive statistics (average ± standard error), and normal distribution (Shapiro-Wilk normal distribution test).

3 | RESULTS

3.1 Population structure and density of *P. rugulosa*

We registered a total of 620 individuals in all thirteen plots. The highest number of individuals was for saplings stage (239 individuals), followed by the adults (217 individuals), and seedlings (164 individuals). The evaluated plots showed a heterogeneous population structure, with the predominance of the sapling stage. In three of these plots, only the adults and saplings were recorded; in other four plots, the number of saplings was higher than the number of adults.

The evaluated plots did not show a normal distribution (Shapiro-Wilk test, $W = 0.772$, $p = 0.003$), the same happened in the case of the adult individuals ($W = 0.679$, $p < 0.001$). The average of individuals per plot was higher for the saplings (average \pm standard error: 18.4 ± 3.6) followed by adults (16.7 ± 4.3) and seedlings (12.6 ± 4.5) (Figure 1).

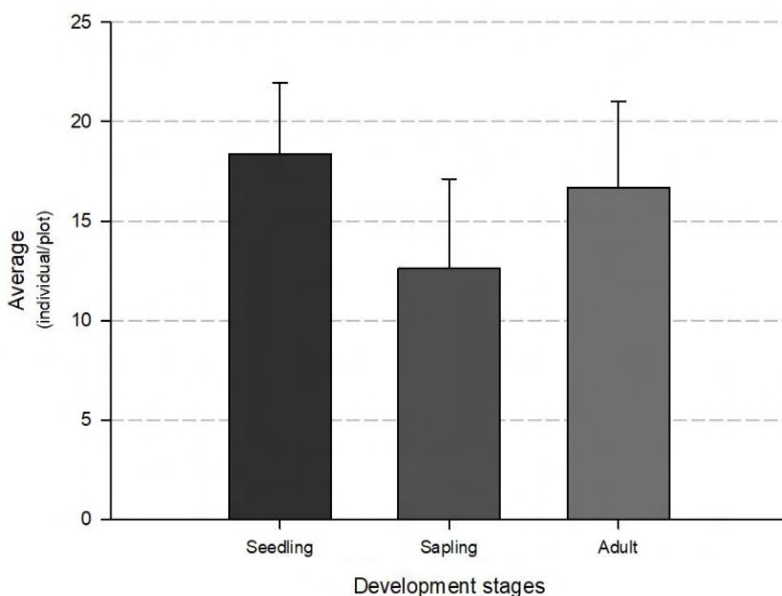


Figure 1. Population structure of *Polylepis rugulosa* (mean \pm standard error)

The total density of individuals per plot varied from 0.03 individuals/m² to 0.23 individuals/m². The density of adult individuals per plot did not exceed 0.15 individuals/m² and for the entire evaluated area the density of adults did not exceed 0.05 individuals/m². We estimated 333.8 adult individuals per hectare in the Muylaque quenoa forest.

3.2 Phenology

We observed floral buds (FI) of *P. rugulosa* from December to March, while the

individuals were more abundant in the vegetative stage (V) from July to September. The fruiting stage (Fr) predominated from February to April, and reached the peak in February (Figure 2). There were individuals that showed different phenological stages simultaneously

3.3 Anthropogenic factors affecting the plants

From the total registered plants ($n = 620$) the affected plants were only 1% ($n = 6$) across all the plots, the middle-affected plants were 12% ($n = 75$), and the unaffected, 87% ($n = 539$). These results show that the quenoa forest of Mulyayque has a low anthropogenic intervention.

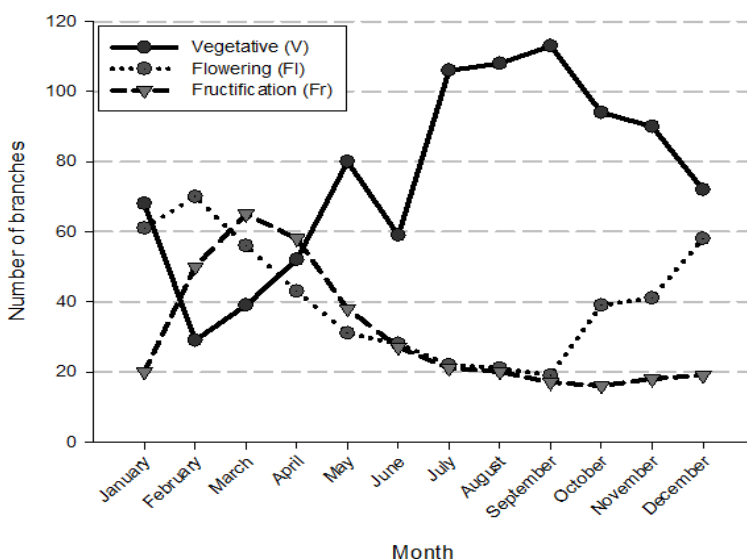


Figure 2. Phenology of sampled branches per month

3.4 Associated flora

72 species of plants associated to the quenoa forest were registered, distributed in 28 families. The richest families were Asteraceae (Asterales) and Poaceae (Poales) with 24 and six species respectively, followed by Cactaceae (Caryophyllales), Calceolariaceae (Lamiales) and Fabaceae (Fabales) with four species, respectively (Table 1). The most common associated plants to *P. rugulosa* were: *Parastrephia lucida* (Meyen) Cabrera, *Adesmia spinosissima* Meyen ex Vogel, *Bacharis tricuneata* (L.f.) Pers., *Gynoxys longistyla* (Greenm. & Cuatrec.) Cuatrec., *Senecio adenophylloides* Sch. Bip., *S. boliviensis* Sch. Bip., *S. neoviscosus* Cuatrec., *Festuca orthophylla* Pilg., *Poa annua* L., *Stipa obtusa* (Nees & Meyen) Hitchc., *S. rigidiseta* (Pilg.) Hitchc., *S. ichu* (Ruiz & Pav.) Kunth, *Bromus berterianus* Colla. Also, there are epiphytic and climbing plants (*Cantua candelilla* Brand, *Mutisia acuminata* Ruiz & Pavón, *Mutisia lanigera* Wedd).

4 | DISCUSSION

It is known that adult trees are used for several human activities (fuel wood, building, making tools for agriculture); protecting these trees, they would contribute to the generation of new individuals (seedlings). In this sense, it must be assumed that the Muylaque forest is in the process of regeneration, since more saplings were observed. Dendrochronological studies that could explain the size of the trees, maturity and the age of these forests were not performed in Moquegua. Argollo et al. (2004) mentioned that the maturity of *Polylepis tarapacana* Phil is reached between 73 and 90 years, and Tacna Regional Government (GORE Tacna 2015) established the maturity average age is 80 years in forests adjacent to Moquegua region. Performing dendrochronological studies would facilitate the diagnosis of the historical evolution of these forests, contributing to the integration in management and restoration plans.

Understanding the structure and composition of forests is the key to achieving an adequate management and restoration of these ecosystems, including the associated flora. There is still limited information about the factors that shaped the structure and the actual species composition of the quenoa forests, and how the species response to environmental stress, particularly in the early stages of development, which may be the key to understanding their dynamics and response to environmental changes (Toivonen et al. 2017; Mejía et al. 2018).

One of the fundamental bases of the sustainable management of *Polylepis* forests is the maintenance of natural regeneration, that is not the result solely of anthropogenic use since it can be strongly influenced by the interaction of the biotic and abiotic components of the forest ecosystem, such as geomorphological, temperature and rainfall factors (Kessler 2006; Rada et al. 2009; Leigue 2011; Mejía et al. 2018). The sustainable management requires that species regenerate naturally to maintain their populations and ensuring the future productivity of the forest (Bawa and Seidler 1998). The density of adult individuals of quenoa (*Polylepis reticulata* Hieron and *P. sericea* Wedd.) was studied in the north of Peru and was reported from 0.06 up to 0.21 individuals/m² (Castro and Flores 2015), higher than the current record in Moquegua (maximum of 0.15 individuals/m²) but within the registered density range. The number of individuals of *Polylepis* per hectare varies among species and locations across Los Andes. For example, the highest number of individuals/hectare was reported for *P. reticulata* (4095 individuals/hectare) and *P. tarapacana*, (from 400 to 1420 individuals/hectare) in Colombia and Tacna (Peru) respectively (Pacheco 2015; Morales-Araníbar et al. 2019). In northern Peru, *Polylepis weberbaueri* Pilger showed also a high density of individuals per area (698 individuals/hectare) (Cuya 2015). Likewise, studies showed a high variation in individuals/hectare for *P. rugulosa*, with densities ranging from 389 up to 2420 individuals/hectare in the forests of Arequipa and Tacna (Rodríguez 2018; Morales-Araníbar et al. 2019). The density of adults of quenoa differs between species

and between sites of evaluation. The natural regeneration, and consequently the density, is closely related to the biotic factors (including human exploitation) and abiotic factors that interact in the ecosystem (Leigue 2011). In that sense, the density of adults, saplings and seedlings will depend on the intrinsic and extrinsic conditions that interact in each forest. The results showed low values of individuals/hectare for *P. rugulosa* (334 individuals) suggesting that the quenoa forest of Mulayque may be recovering from past forest extraction and degradation.

The phenology stages are associated mainly to abiotic and intrinsic factors of the plants (Lobo et al. 2003; Domic et al. 2013; Carnwath and Nelson 2017; Basnett et al. 2019). Hensen (2011) mentions that the *Polylepis* species show phenological patterns similar to *Polylepis tomentella* Wedd., where the maturity of the fruits occurs at the end of the dry season until the middle of the wet season. *P. rugulosa* flourished mostly during the months of December, January and February, and fructified from February to early April. In San Cristobal City, the climatic station nearest to Muylaque forest registered January as the rainiest month during 2018, the remaining months had very scarce precipitation (SENAMHI, 2018; climatic data no available for 2016). According to the peak recorded for flowering and fruiting stages from January to April, it would be favored by higher rainfall in prior months. In that sense, the rainfall will affect flowers production, fruiting and subsequent seed production (Domic et al. 2013; Basnett et al. 2019). The synchronization of this process, would favor the recruitment and the viability of seedlings for natural regeneration.

In Muylaque, the plants affected by human activities were less notorious, the quenoa plants showed good external appearance. Although cows, lambs, donkeys, and other wild herbivorous that often feed on seedlings and saplings were observed, the evaluated plots showed minimal impact on seedlings and saplings by feeding or mechanical damage. With the introduction of domestic animals into forests, the grazing was intensified, being one of the causes of forest reduction and the increase of grass areas (Urrego et al. 2011; Valencia et al. 2016), mostly by reducing the capacity of survival of the seedlings and saplings. On the other hand, the physiography and topography of the land (little canyons, rocky areas, abrupt slopes) protect to plants against the wind, variation of temperatures, decreasing or increasing of soil moisture, fire or herbivores browsing (Kessler 2002; Rada et al. 2009; Renison et al. 2018).

Across time, the quenoa species has an economically value and all parts of the plant has been used. For instance, the wood is used in house construction, for making tools (e.g., shovels and peaks) and for furniture. But more importantly, the wood is used as fuel to heat the houses and for cooking. The leaves, roots and bark are also used and mainly to cure diseases and to dye wool. Currently, in Muylaque forest, there is an afforestation program (with eucalyptus, *Eucalyptus globulus* Labill. and molle, *Schinus molle* L.) promoted by regional authorities for decreasing the demand for quenoa wood.

This study recorded 72 plant species overcome the number of species registered in

previous studies on floristic diversity in quenoa forests from Peruvian Andes, for example: Mendoza (2000) recorded 43 species in four forests, INRENA (2006) recorded 48 species from five forests; Servat et al. (2002) recorded 144 species from four forests, and Trinidad and Cano (2016) registered 282 species from two forests. In general, the quenoa forests house a high floristic richness, containing several endemic and threatened species (Mendoza y León 2006). However, the number of species can be comparatively lower or higher depending on the sampled area, effort for sampling, and the extent of the forest. In Muylaque and other places, at certain times of the year, pastures are burned with the intention of improving soil fertility (Yallico 1992) affecting the endemic flora and fauna of quenoa forests (Kessler and Dreisch 1993).

5 I CONCLUSIONS

According to our results, the seedling stage is highest than adults and sapling stages. The density of adult individuals of *P. rugulosa* was lower than other species in the quenoa forests in Peru and Colombia. *P. rugulosa* produces floral buds during several months, mainly from December to February. The fruiting stage reaches the peak in March, and remaining months predominate the vegetative stage (from April to November). The affected plants by anthropogenic activities are low (13%). Additionally, the species of associated flora represent an intermediate richness comparatively to other quenoa forests.

CONFLICT OF INTEREST

All authors declare that there is no conflict of interest in this paper.

REFERENCES

1. Aquino W., Condo F., Romero J., Yllaconza R., La Torre M. (2018): Composición florística del distrito de Huarochirí, provincia de Huarochirí (Lima, Perú). *Arnaldoa*, 25(3):877-922. Doi: <http://doi.org/10.22497/arnaldoa.253.25305>.
2. Argollo J., Soliz C., Villalba R. (2004): Potencialidad dendrocronológica de *Polylepis tarapacana* en los Andes Centrales de Bolivia. *Ecología en Bolivia*, 39(1):5-24. Available at: http://www.scielo.org.bo/scielo.php?script=sci_arttext&pid=S1605-25282004000700002&lng=es.
3. Basnett S.; Nagaraju S.K., Ravikanth G., Devy S.M. (2019): Influence of phylogeny and abiotic factors varies across early and late reproductive phenology of Himalayan *Rhododendrons*. *Ecosphere*, 10(1):e02581. Doi: <https://doi.org/10.1002/ecs2.2581>
4. Bawa K.S., Seidler R. (1998): Natural forest management and conservation of biodiversity in the tropics. *Conservation Biology*, 12(1):46–55. Doi: 10.1111/j.1523-1739.1998.96480.x
5. Carnwath G., Nelson C. (2017): Effects of biotic and abiotic factors on resistance versus resilience of Douglas fir to drought. *PLoS ONE*, 12(10): e0185604. <https://doi.org/10.1371/journal.pone.0185604>

6. Castro A., Flores M. (2015): Caracterización de un bosque de queñal (*Polylepis* spp.) ubicado en el distrito de Huasta, provincia de Bolognesi (Ancash, Perú). *Ecología Aplicada*, 14(1):1-9. Available at: http://www.scielo.org.pe/scielo.php?script=sci_arttext&pid=S1726-22162015000100001&lng=es.
7. Chancayauri C. (2008): Determinación de la representatividad biológica de la flora asociada al Bosque de *Polylepis rugulosa* Bitter "Quenoa" del Centro Poblado Menor de Muylaque-Moquegua, 2005-2006. [Graduated Thesis for Biologist], Universidad Nacional de San Agustín. Arequipa-Perú. Available at <http://repositorio.unsa.edu.pe/handle/UNSA/9189>
8. Ciertjacks A., Salgado S., Wesche K., Hensen I. (2008): Post-fire population dynamics of two tree species in high-altitude *Polylepis* forests of Central Ecuador. *Biotropica*, 40(2):176-182. Doi: <https://doi.org/10.1111/j.1744-7429.2007.00361.x>
9. Collahuasi. (2011): Quenoa: árbol de las alturas. 1ra edición. Gerencia de Medio Ambiente Compañía Minera Doña Inés de Collahuasi SCM Jack Stern y Cía. Ltda., 118. Available at <http://www.collahuasi.cl/wp-content/uploads/2016/07/quenoa-arbol-de-las-alturas.pdf> (in spanish).
10. Cuya M.V. (2015): Estructura y composición florística del bosque de *Polylepis* sp. "quinawiro" en Paríamarca alto, zona norte del distrito de Huancabamba-Piura. [Graduated Thesis for Biologist]. Universidad Nacional de Piura. 71. Available at <http://repositorio.unp.edu.pe/bitstream/handle/UNP/321/CIE-CUY-BUE-15.pdf?sequence=1&isAllowed=y>
11. Cuykens G.A.E., Renison D. (2018): Ecología y conservación de los bosques montanos de *Polylepis*: una introducción al número especial. *Ecología Austral*, 28(1):157-324. Doi: <https://doi.org/10.25260/EA.18.28.1.1.766>
12. Delgado J., León Y. (2017): Musgos (Bryophyta) de bosques de *Polylepis sericea* (Rosaceae) del estado Mérida (Venezuela). *Boletín de la Sociedad Argentina Botánica*, 52(2):295-313. Doi: <http://dx.doi.org/10.31055/1851.2372.v52.n2.17445>
13. Domic A.I., Mamani E., Camilo G. (2013): Reproductive phenology of kewiña (*Polylepis tomentella*, Rosaceae) in the semi-humid puna of Chuquisaca (Bolivia). *Ecología en Bolivia*, 48(1):31-45. Available at: http://www.scielo.org.bo/scielo.php?script=sci_arttext&pid=S1605-25282013000100004&lng=es.
14. Domic A.I., Palabral-Aguilera A.N., Gómez M.I., Hurtado R., Ortuño N., Liberman M. (2017): *Polylepis incarum* (Rosaceae) una especie En Peligro Crítico en Bolivia: Propuesta de reclasificación en base al área de ocupación y estructura poblacional. *Ecología en Bolivia*, 52(2):116-131. Available at http://www.scielo.org.bo/scielo.php?script=sci_arttext&pid=S1605-25282017000200006&lng=es.
15. GORE Moquegua – Moquegua Regional Government. (2015): Estrategia Regional de Diversidad Biológica 2014-2021. E. Gutierrez Tito (Ed.), 169. Available at: <https://www.cbd.int/doc/nbsap/sbsap/pe-sbsap-moquegua-es.pdf>
16. GORE Tacna – Tacna Regional Government. (2015): Indicadores Ambientales de la Región Tacna. Proyecto: "Mejoramiento del Servicio de Monitoreo e Información Ambiental de la gerencia de Recursos Naturales y Gestión del Medio Ambiente del GRT", Gerencia Regional de Recursos Naturales y Gestión del Medio Ambiente, 32. Available at: <https://sinia.minam.gob.pe/download/file/fid/49245>
17. Gutiérrez-Salazar JA, García-Mendoza A. (1999): Propuesta de una técnica para herborizar plantas de la familia Crassulaceae. *Boletín de la Sociedad Botánica de México*, 65:107-110. Doi: 10.17129/botsci.1601

18. Hammer O., Harper D.A.T., Ryan P.D. (2001): PAST: Paleontological Statistics software package for education and data analysis. *Paleontologica Electronica*, 4(1):1-9. Available at: <https://folk.uio.no/ohammer/past/>
19. Hensen I., Teich I., Hirsch H., von Wehrden H., Renison D. (2011): Range-wide genetic structure and diversity of the endemic tree line species *Polylepis australis* (Rosaceae) in Argentina. *American Journal of Botany*, 98(11):1825–1833. Doi: 10.3732/ajb.1000100
20. Hensen, I., Cierjacks A., Hirsch H., Kessler M., Romoleroux K., Renison D., Wesche K. (2012): Historic and recent fragmentation coupled with altitude affect the genetic population structure of one of the world's highest tropical tree line species: Genetic structure of *Polylepis incana*. *Global Ecology and Biogeography*, 21:455-464. <https://doi.org/10.1111/j.1466-8238.2011.00691.x>.
21. Holdridge L.R. (1967): *Life Zone Ecology (Revised Edition)*. San José, Costa Rica: Tropical Science Center, 149. (in english).
22. INRENA – National Institute for Natural Resources. (2006): *Reserva Paisajística Nor Yauyos-Cocha: Plan Maestro 2006-2011*. Lima: Impresos & Diseños S.A.C., 263. (in spanish).
23. Kessler M. (1995): The genus *Polylepis* (Rosaceae) in Bolivia. *Candollea*, 50:131-171.
24. Kessler M. (2002): The “*Polylepis* problem”: where do we stand. *Ecotropica*, 8:97-110.
25. Kessler M. (2006): Bosque de *Polylepis*. P. 110-120. In: Baslev M, editor. *La Paz: Botánica Económica de Los Andes Centrales*. (in spanish).
26. Kessler M., Dreisch P. (1993): Causas e historia de la destrucción de bosques altoandinos en Bolivia. *Ecología en Bolivia*, 21:1-18. Available at: <https://ecologiaenbolivia.com/documents/KesslerDriesch21.pdf>
27. Leigue J.W. (2011): Regeneración natural de nueve especies maderables en un bosque intervenido de la Amazonia Boliviana. *Acta Amazonica*, 41(1):135-142. Doi: <http://dx.doi.org/10.1590/S0044-59672011000100016>
28. Lobo J.A., Quesada M., Stoner K.E., Fuchs E.J., Herrerias-Diego Y., Rojas J., Saborio G. (2003): Factors affecting phenological patterns of bombacaceous trees in seasonal forests in Costa Rica and Mexico. *American Journal of Botany*, 90(7):1054–1063. Available at <https://www.uv.mx/personal/tcarmona/files/2010/08/Lobo-et-al-20031.pdf>
29. Mendoza W. (2000): Diversidad de flora vascular asociada a los bosques de *Polylepis* (Rosaceae) en tres segmentos de la cordillera de los Andes del Perú. [Graduated Thesis for Biologist]. Universidad Nacional de San Antonio Abad del Cusco, Cusco. 110.
30. Mendoza W., León B. (2006). Rosaceae Endémicas del Perú. *Revista Peruana de Biología*, 13 (2): 583s-85. Available at <https://doi.org/10.15381/rpb.v13i2.1909>.
31. Mejía D., Tonón M., Abad L. (2018): Distribución potencial del género *Polylepis* en la Cuenca del río Paute bajo un escenario de cambio climático. *Revista de la Facultad de Ciencias Químicas*, 19:21-37. Available at: <https://publicaciones.ucuenca.edu.ec/ojs/index.php/quimica/article/view/2215/1505>

32. Montesinos-Tubée D.B., Pinto A.C., Beltrán D.F., Galiano W. (2015): Vegetación de un bosque de *Polylepis incarum* (Rosaceae) en el distrito de Lampa, Puno, Perú. *Revista Peruana de Biología*, 22(1):87– 96. Doi: <http://dx.doi.org/10.15381/rpb.v22i1.11125>
33. Morales-Araníbar L.F. (2015): Estado actual del bosque de *Polylepis* y su eficiencia en la captura de CO₂ en la provincia Tarata, departamento de Tacna. *Revista Ciencia & Desarrollo*, 19:36-43. Available at: http://www.unjbg.edu.pe/ugpc/pdf/20151112_Ciencia_y_Desarrollo_19.pdf
34. Morales-Araníbar L.F., Rojas de la Puente E.E., Costa J.F. (2019): Ecology of *Polylepis* spp forests, and proposal for its conservation in the Andean region of Tacna, Peru. In: *Environment. Technology. Resources. Proceedings of the 12th International Scientific and Practical Conference*, Rezekne, June 20-22, 2019: 180- 186. Doi: <http://dx.doi.org/10.17770/etr2019vol1.4105>
35. Navarro G., Molina J.A., de la Parra N. (2005): Classification of the high – Andean *Polylepis* forest in Bolivia. *Plant Ecology*, 176(1):113-130. Doi: <https://doi.org/10.1007/s11258-004-0025-1>
36. Pacheco K.A. (2015): Estructura de los rodales de *Polylepis reticulata* del Parque Nacional El Cajas: Estado actual para proyección futura en el marco del Cambio Climático. [Environment Engineer Thesis]. Universidad de Cuenca, Cuenca, 143. Available at: <http://dspace.ucuenca.edu.ec/bitstream/123456789/21228/1/TESIS.pdf>
37. Patterson W.A. (2004): *Polylepis besseri* Hieron. Part. II: Species Descriptions, 646-648.
38. Peng S., Lachmuth S., Gallegos S.C., Kessler M., Ramsay P.M., Renison D., Suárez R., Hensen I. (2015): Pleistocene climatic oscillations rather than recent human disturbance influence genetic diversity in one of the world's highest treeline species. *American Journal of Botany*, 102:1676-1684. Doi: 10.3732/ajb.1500131
39. Poca M., Cingolani A.M., Gurvich D.E., Whitworth-Hulse J.I., Saur Palmieri V. (2018): La degradación de los bosques de altura del centro de Argentina reduce su capacidad de almacenamiento de agua. *Ecología Austral*, 28:235-248. Doi: <https://doi.org/10.25260/EA.18.28.1.1.497>
40. Rada F., García C., Rangel S. (2009): Low temperature resistance in saplings and ramets of *Polylepis sericea* in the Venezuelan Andes. *Acta Oecologica*, 35: 610-613. Doi: <https://doi.org/10.1016/j.actao.2009.05.009>
41. Renison D., Hensen I., Cingolani A. (2004): Anthropogenic soil degradation affects seed viability in *Polylepis australis* mountain forest of central Argentina. *Forest Ecology Management*, 96:327-333. Doi: <https://doi.org/10.1016/j.foreco.2004.03.025>
42. Renison D., Morales L., Cuyckens G., Sevillano C., Cabrera D. (2018): Ecología y conservación de los bosques y arbustales de *Polylepis*: ¿qué sabemos y qué ignoramos? *Ecología Austral*, 28:163-174. Available at: https://bibliotecadigital.exactas.uba.ar/download/ecologiaaustral/ecologiaaustral_v028_n01bis_p163.pdf
43. Rodríguez D.D. Estructura y distribución espacial de *Polylepis rugulosa* Bitter “Queñua” en el bosque de Huachuy (Toro), Reserva paisajística Sub-cuenca del Cotahuasi, Arequipa, 2017. [Graduated Thesis for Biologist]. Universidad Nacional de San Agustín de Arequipa, Arequipa, 87. Available at: <http://repositorio.unsa.edu.pe/bitstream/handle/UNSA/6000/Biopidd.pdf?sequence=1&isAllowed=y>
44. Samata D., Cáceres D.P., Ordinola G., López E. (2019): Ampliación del rango de distribución de la cotinga cariblanca *Zaratornis stresemanni* (Aves: Cotingidae) en el sur del Perú. *Revista Peruana de Biología*, 26(2): 259-264. Doi: <http://dx.doi.org/10.15381/rpb.v26i2.15730>

45. SENAMHI – Hydrological and Meteorological National Service. (2018): Datos Hidrometeorológicos en Moquegua, Estación Calacoa (Convencional Meteorológica). Enero - Diciembre, 2018, digital file. Available at <https://www.senamhi.gob.pe/main.php?dp=moquegua&p=estaciones>
46. Segovia-Salcedo M., Domic A., Boza T.E., Kessler M. (2018): Situación taxonómica de las especies del género *Polylepis*. Implicancias para los estudios ecológicos, la conservación y la restauración de sus bosques. *Ecología Austral*, 28(01bis):188-201. Available at: http://hdl.handle.net/20.500.12110/ecologiaaustral_v028_n01bis_p188
47. Servat G., Mendoza W., Ochoa J.A. (2002): Flora y Fauna de Cuatro Bosques de *Polylepis* (Rosaceae) en la Cordillera del Vilcanota (Cusco, Perú). *Ecología Aplicada*, 1(1):25-35.
48. Sevillano-Ríos C.S., Lloyd H., Valdés-Velásquez A. (2011): Bird species richness diversity and abundance in *Polylepis* woodlands Huascarán Biosphere Reserve Peru. *Studies on Neotropical Fauna and Environment*, 46:69-76. Doi: <https://doi.org/10.1080/01650521.2010.546567>
49. Sevillano-Ríos C.S., Rodewald A.D. (2017): Avian community structure and habitat use of *Polylepis* forests along an elevation gradient. *PeerJ*, 5:e3220. Doi: <https://doi.org/10.7717/peerj.3220>
50. Sevillano-Ríos C.S., Rodewald A.D., Morales L.V. Ecología y conservación de las aves asociadas con *Polylepis*: ¿qué sabemos de esta comunidad cada vez más vulnerable? *Ecología Austral*, 28:216-228. Doi: <https://doi.org/10.25260/EA.18.28.1.1.519>
51. Toivonen J.M., Gonzales-Inca C.A., Bader M.Y., Ruokolainen K., Kessler M. (2017): Elevational shifts in the topographic position of *Polylepis* forest stands in the Andes of Southern Peru. *Forests*, 9(1):1-7. Doi: <https://doi.org/10.3390/f9010007>
52. Trinidad H., Cano A. (2016): Composición florística de los bosques de *Polylepis* Yauyino y Chaqsi- Chaqsi, Reserva Paisajística Nor Yauyos-Cochas, Lima. *Revista Peruana de Biología*, 23(3):271-286. Doi: <http://dx.doi.org/10.15381/rpb.v23i3.12862>
53. Urrego D.H., Niccum B.A., La Drew C.F., Silman M.R., Bush M.B. (2011): Fire and drought as drivers of early Holocene tree line changes in the Peruvian Andes. *Journal of Quaternary Science*, 26:28-36. Doi: <https://doi.org/10.1002/jqs.1422>
54. Valencia B.G., Matthews-Bird F., Urrego D.H., Williams J.J., Gosling W.D., Bush M. (2016): Andean microrefugia: testing the Holocene to predict the Anthropocene. *New Phytologist*, 212:510-522. doi: 10.1111/nph.14042
55. Yallico E. (1992): Distribución de *Polylepis* en el Sur de Puno. Proyecto Árbol Andino. Puno: Oficina Nacional de Evaluación de Recursos Naturales - ONERN; 134.

SUPPLEMENTARY

Order	Family	Species
Polypodiales	Cystopteridaceae	<i>Cystopteris fragalis</i> (L.) Bernh.
Apiales	Apiaceae	<i>Azorella compacta</i> Phil. <i>Bowlesia lobata</i> Ruiz & Pav. <i>Aequatorium</i> sp. <i>Baccharis boliviensis</i> (Wedd.) Cabrera <i>Baccharis genistelloides</i> (Lam.) Pers. <i>Baccharis salicifolia</i> (Ruiz & Pav.) Pers. <i>Baccharis tola</i> Phil. <i>Baccharis tricuneata</i> (L.f.) Pers. <i>Chersodoma jodopapa</i> Phil. <i>Chuiriraga rotundifolia</i> Wedd. <i>Erigeron pazensis</i> Sch.Bip.ex Rusby <i>Gamochaeta purpurea</i> (L.) Cabrera <i>Gynoxys longistyla</i> (Greenm. & Cuatrec.) Cuatrec. <i>Hieracium pilosela</i> L.
Asterales	Asteraceae	<i>Luciliocline longifolia</i> (Cuatrec. & Aristeg.) M. O. Dillon & Sagást. <i>Mutisia lanígera</i> Wedd. <i>Mutisia acuminata</i> Ruiz & Pav. <i>Parastrephia lucida</i> (Meyen) Cabrera <i>Proustia berberidifolia</i> (Cabrera) Ferreyra <i>Raoulia rubra</i> Buchanan <i>Senecio adenophylloides</i> Sch. Bip. <i>Senecio boliviensis</i> Sch. Bip. <i>Senecio neoviscosus</i> Cuatrec. <i>Senecio nutans</i> Sch. Bip. <i>Stevia ovata</i> Willd. <i>Werneria</i> sp.
Brassicales	Brassicaceae	<i>Cremolobus chilensis</i> (Lag. ex DC.) DC. <i>Descurainia myriophylla</i> (Willd. ex DC.) R. E. Fr. <i>Corryocactus brevistylus</i> (K. Schum. ex Vaupel) Britton & Rose
	Cactaceae	<i>Cumulopuntia corotilla</i> (K.Schum. ex Vaupel) E. F.Anderson
Caryophyllales		<i>Opuntia ignescens</i> Vaupel <i>Opuntia soehrensii</i> (Britton & Rose) D. R. Hunt & Iliff <i>Drymaria ovata</i> Humb. & Bonpl. ex Schult.
	Caryophyllaceae	<i>Pycnophyllum molle</i> Rusby

<i>Silene</i> sp.			
Cornales	Loasaceae	<i>Caiophora sepiaria</i> (Ruiz & Pav. ex G. Don) J. F. Macbr.	
Dipsacales	Caprifoliaceae	<i>Valeriana nivalis</i> Wedd.	
Ericales	Polemoniaceae	<i>Cantua candelilla</i> Brand	
		<i>Phlox gracilis</i> (Hook.) Greene	
Fabales	Fabaceae	<i>Adesmia spinosissima</i> Meyen ex Vogel	
		<i>Lupinus ballianus</i> CP Sm.	
		<i>Lupinus misticola</i> Ulbr.	
		<i>Lupinus</i> aff. <i>Toratensis</i>	
Gentianales	Rubiaceae	<i>Galium hypocarpium</i> (L.) Endl. ex Griseb.	
		<i>Galium weberbaueri</i> K. Krause	
Geraniales	Geraniaceae	<i>Erodium cicutarium</i> (L.) L'Hér. ex Aiton	
Gnetales	Ephedraceae	<i>Ephedra rupestris</i> Benth.	
		Boraginaceae	<i>Heliotropium curassavicum</i> L.
	<i>Calceolaria inamoena</i> Kraenzl		
	Lamiales	Calceolariaceae	<i>Calceolaria lobata</i> Cav.
			<i>Calceolaria parvifolia</i> Wedd.
			<i>Calceolaria sclerophylla</i> Molau
	Orobanchaceae	<i>Barstia bartsioides</i> (Hook.) Edwin	
	Plantaginaceae	<i>Plantago linearis</i> Kunth	
Liliales	Alstroemeriaceae	<i>Bomarea dulcis</i> (Tussac) Herb.	
Malvales	Malvaceae	<i>Fuertesimalva chilensis</i> (A. Braun & C.D. Bouché) Fryxell	
		<i>Nototriche turritela</i> A. W. Hill	
Myrtales	Onagraceae	<i>Oenothera elongata</i> Rusby	
		<i>Bromus berterianus</i> Colla	
		<i>Festuca ortophylla</i> Pilg.	
Poales	Poaceae	<i>Poa annua</i> L.	
		<i>Stipa ichu</i> (Ruiz & Pav.) Kunth	
		<i>Stipa obtusa</i> (Nees & Meyen) Hitchc.	
		<i>Stipa rigidiseta</i> (Pilg.) Hitchc.	
Ranunculales	Ranunculaceae	<i>Clematis millefoliata</i> Eichl.	
	Rhamnaceae	<i>Colletia spinosissima</i> J.F.Gmel.	
Rosales	Rosaceae	<i>Tetraglochin cristatum</i> (Britton) Rothm.	
	Urticaceae	<i>Urtica leptophylla</i> Kunth	
Santalales	Schoepfiaceae	<i>Quinchamalium procumbens</i> Ruiz & Pav.	
Saxifragales	Crassulaceae	<i>Crassula connata</i> (Ruiz & Pav.) A. Berger	
Solanales	Solanaceae	<i>Solanum corymbosum</i> Jacq.	

Table 1. Associated flora of the quenoa forest at Muylaque.

ÍNDICE REMISSIVO

A

Abióticos 60
Ação antrópica 60
Agentes bióticos 60
Água potável 17
Anthropogenic influence 45
Aprovechamiento energético 24, 25, 27, 32, 33, 34, 35
Autóctones 59, 61, 64

B

Banco de plântulas 59, 60, 61, 65, 66, 68, 70

C

Coagulants 37, 38, 40, 41, 42, 43, 44
Coleta de lixo 17
CONAMA Resolution 430/2011 40
Contaminación 24

D

Degradação ambiental 60, 69
Distilled water 38, 39
Dwelling 1, 2, 5

E

Ecotechnics 1, 9, 10, 13
Educação ambiental 16, 17, 18, 19, 20, 21, 22
Electroplating 37, 38, 41, 42, 43, 44
Environmental 1, 2, 3, 6, 8, 9, 10, 12, 13, 14, 16, 17, 37, 38, 43, 44, 45, 50
Estrato herbáceo-subarbusivo 59

F

Flocculation 37, 39, 44
Fragmento florestal 59, 61, 62, 64

G

Galvanoplastia 37, 38

H

Herbaceous 45, 59

I

Incineración 24, 25, 27, 33, 34, 35

Industrial process 38

J

Jar-test 39

L

Limpeza urbana 17

M

Magnetit 37

Mexico 1, 5, 6, 7, 8, 9, 10, 11, 12, 14, 15, 54

Moringa oleifera 37, 38, 39, 41, 42, 43, 44

N

Nanoparticulas magnéticas 37

Nanotechnologies 38

Natural resources 1, 2, 3, 9, 10, 13, 54

O

Organização Mundial de Saúde (OMS) 17

P

Plant growth 45

Poder Calórico Inferior (PCI) 31, 34

Poder Calórico Superior (PCS) 24, 27, 31, 33, 34, 35, 36

R

Rainwater 1, 9, 10, 13

Regeneração natural 59, 60, 63, 64

Resíduos Sólidos Urbanos (RSU) 24, 25, 27, 28, 32, 33, 34, 35, 36

S

Salud humana 24

Saneamento básico 16, 17, 18, 19, 20, 21, 22, 23

Sedimentation 37, 38, 39, 41, 42, 43

Sustainable development 2, 3, 4, 6, 9, 10, 15

T

Tanino 37

Tratamento de esgoto sanitário 17

V

Vegetative stage 45, 49, 52


W


Water 1, 2, 5, 6, 7, 8, 9, 10, 12, 13, 14, 15, 17, 38, 39, 40, 44





Meio ambiente:

Preservação, saúde
y sobrevivência 2

www.atenaeditora.com.br 

contato@atenaeditora.com.br 


[@atenaeditora](https://www.instagram.com/atenaeditora) 

www.facebook.com/atenaeditora.com.br 


A close-up photograph of a person's hand with light-colored skin and manicured nails, gently touching a vibrant green, textured moss-covered surface. The background is a soft-focus continuation of the moss.

Medio ambiente:

Preservación, salud
y sobrevivência 2

www.atenaeditora.com.br 

contato@atenaeditora.com.br 

@atenaeditora 

www.facebook.com/atenaeditora.com.br 