

Armando Dias Duarte
(Organizador)

ENGENHARIA CIVIL:

Demandas sustentáveis e
tecnológicas e aspectos ambientais



Atena
Editora
Ano 2022

Armando Dias Duarte
(Organizador)

ENGENHARIA CIVIL:

Demandas sustentáveis e
tecnológicas e aspectos ambientais



Atena
Editora
Ano 2022

Editora chefe

Profª Drª Antonella Carvalho de Oliveira

Editora executiva

Natalia Oliveira

Assistente editorial

Flávia Roberta Barão

Bibliotecária

Janaina Ramos

Projeto gráfico

Bruno Oliveira

Camila Alves de Cremo

Daphynny Pamplona

Luiza Alves Batista

Natália Sandrini de Azevedo

Imagens da capa

iStock

Edição de arte

Luiza Alves Batista

2022 by Atena Editora

Copyright © Atena Editora

Copyright do texto © 2022 Os autores

Copyright da edição © 2022 Atena Editora

Direitos para esta edição cedidos à Atena Editora pelos autores.

Open access publication by Atena Editora



Todo o conteúdo deste livro está licenciado sob uma Licença de Atribuição *Creative Commons*. Atribuição-Não-Comercial-Não-Derivativos 4.0 Internacional (CC BY-NC-ND 4.0).

O conteúdo dos artigos e seus dados em sua forma, correção e confiabilidade são de responsabilidade exclusiva dos autores, inclusive não representam necessariamente a posição oficial da Atena Editora. Permitido o *download* da obra e o compartilhamento desde que sejam atribuídos créditos aos autores, mas sem a possibilidade de alterá-la de nenhuma forma ou utilizá-la para fins comerciais.

Todos os manuscritos foram previamente submetidos à avaliação cega pelos pares, membros do Conselho Editorial desta Editora, tendo sido aprovados para a publicação com base em critérios de neutralidade e imparcialidade acadêmica.

A Atena Editora é comprometida em garantir a integridade editorial em todas as etapas do processo de publicação, evitando plágio, dados ou resultados fraudulentos e impedindo que interesses financeiros comprometam os padrões éticos da publicação. Situações suspeitas de má conduta científica serão investigadas sob o mais alto padrão de rigor acadêmico e ético.

Conselho Editorial**Ciências Exatas e da Terra e Engenharias**

Prof. Dr. Adélio Alcino Sampaio Castro Machado – Universidade do Porto

Profª Drª Alana Maria Cerqueira de Oliveira – Instituto Federal do Acre

Profª Drª Ana Grasielle Dionísio Corrêa – Universidade Presbiteriana Mackenzie

Profª Drª Ana Paula Florêncio Aires – Universidade de Trás-os-Montes e Alto Douro

Prof. Dr. Carlos Eduardo Sanches de Andrade – Universidade Federal de Goiás

Profª Drª Carmen Lúcia Voigt – Universidade Norte do Paraná



Prof. Dr. Cleiseano Emanuel da Silva Paniagua – Instituto Federal de Educação, Ciência e Tecnologia de Goiás
Prof. Dr. Douglas Gonçalves da Silva – Universidade Estadual do Sudoeste da Bahia
Prof. Dr. Eloi Rufato Junior – Universidade Tecnológica Federal do Paraná
Profª Drª Érica de Melo Azevedo – Instituto Federal do Rio de Janeiro
Prof. Dr. Fabrício Menezes Ramos – Instituto Federal do Pará
Profª Dra. Jéssica Verger Nardeli – Universidade Estadual Paulista Júlio de Mesquita Filho
Prof. Dr. Juliano Bitencourt Campos – Universidade do Extremo Sul Catarinense
Prof. Dr. Juliano Carlo Rufino de Freitas – Universidade Federal de Campina Grande
Profª Drª Luciana do Nascimento Mendes – Instituto Federal de Educação, Ciência e Tecnologia do Rio Grande do Norte
Prof. Dr. Marcelo Marques – Universidade Estadual de Maringá
Prof. Dr. Marco Aurélio Kistemann Junior – Universidade Federal de Juiz de Fora
Prof. Dr. Miguel Adriano Inácio – Instituto Nacional de Pesquisas Espaciais
Profª Drª Neiva Maria de Almeida – Universidade Federal da Paraíba
Profª Drª Natiéli Piovesan – Instituto Federal do Rio Grande do Norte
Profª Drª Priscila Tessmer Scaglioni – Universidade Federal de Pelotas
Prof. Dr. Sidney Gonçalo de Lima – Universidade Federal do Piauí
Prof. Dr. Takeshy Tachizawa – Faculdade de Campo Limpo Paulista



Engenharia civil: demandas sustentáveis e tecnológicas e aspectos ambientais

Diagramação: Camila Alves de Cremona
Correção: Maiara Ferreira
Indexação: Amanda Kelly da Costa Veiga
Revisão: Os autores
Organizador: Armando Dias Duarte

Dados Internacionais de Catalogação na Publicação (CIP)

E57 Engenharia civil: demandas sustentáveis e tecnológicas e aspectos ambientais / Organizador Armando Dias Duarte. – Ponta Grossa - PR: Atena, 2022.

Formato: PDF

Requisitos de sistema: Adobe Acrobat Reader

Modo de acesso: World Wide Web

Inclui bibliografia

ISBN 978-65-258-0358-6

DOI: <https://doi.org/10.22533/at.ed.586222706>

1. Engenharia civil. I. Duarte, Armando Dias (Organizador). II. Título.

CDD 624

Elaborado por Bibliotecária Janaina Ramos – CRB-8/9166

Atena Editora

Ponta Grossa – Paraná – Brasil

Telefone: +55 (42) 3323-5493

www.atenaeditora.com.br

contato@atenaeditora.com.br



Atena
Editora
Ano 2022

DECLARAÇÃO DOS AUTORES

Os autores desta obra: 1. Atestam não possuir qualquer interesse comercial que constitua um conflito de interesses em relação ao artigo científico publicado; 2. Declaram que participaram ativamente da construção dos respectivos manuscritos, preferencialmente na: a) Concepção do estudo, e/ou aquisição de dados, e/ou análise e interpretação de dados; b) Elaboração do artigo ou revisão com vistas a tornar o material intelectualmente relevante; c) Aprovação final do manuscrito para submissão.; 3. Certificam que os artigos científicos publicados estão completamente isentos de dados e/ou resultados fraudulentos; 4. Confirmam a citação e a referência correta de todos os dados e de interpretações de dados de outras pesquisas; 5. Reconhecem terem informado todas as fontes de financiamento recebidas para a consecução da pesquisa; 6. Autorizam a edição da obra, que incluem os registros de ficha catalográfica, ISBN, DOI e demais indexadores, projeto visual e criação de capa, diagramação de miolo, assim como lançamento e divulgação da mesma conforme critérios da Atena Editora.



DECLARAÇÃO DA EDITORA

A Atena Editora declara, para os devidos fins de direito, que: 1. A presente publicação constitui apenas transferência temporária dos direitos autorais, direito sobre a publicação, inclusive não constitui responsabilidade solidária na criação dos manuscritos publicados, nos termos previstos na Lei sobre direitos autorais (Lei 9610/98), no art. 184 do Código Penal e no art. 927 do Código Civil; 2. Autoriza e incentiva os autores a assinarem contratos com repositórios institucionais, com fins exclusivos de divulgação da obra, desde que com o devido reconhecimento de autoria e edição e sem qualquer finalidade comercial; 3. Todos os e-book são *open access*, *desta forma* não os comercializa em seu site, sites parceiros, plataformas de *e-commerce*, ou qualquer outro meio virtual ou físico, portanto, está isenta de repasses de direitos autorais aos autores; 4. Todos os membros do conselho editorial são doutores e vinculados a instituições de ensino superior públicas, conforme recomendação da CAPES para obtenção do Qualis livro; 5. Não cede, comercializa ou autoriza a utilização dos nomes e e-mails dos autores, bem como nenhum outro dado dos mesmos, para qualquer finalidade que não o escopo da divulgação desta obra.








APRESENTAÇÃO

A coleção de trabalhos intitulada “*Engenharia civil: Demandas sustentáveis e tecnológicas e aspectos ambientais*” é uma obra que tem como foco principal a discussão científica por intermédio de diversos trabalhos que compõe seus capítulos. O volume abordará de forma categorizada e interdisciplinar, pesquisas cujos resultados possam auxiliar na tomada de decisão, tanto no campo acadêmico, quanto no profissional.

Os trabalhos desenvolvidos foram realizados em instituições de ensino e pesquisa no Brasil. Nos capítulos apresentados, são encontrados estudos de grande valia nas áreas de: materiais da construção civil, geração de energia por meio de gás natural, análise de estruturas por meio de métodos numéricos e a análise da gestão de resíduos eletroeletrônicos em uma Instituição de Ensino Superior (IES). A composição dos temas buscou a proposta de fundamentar o conhecimento de acadêmicos (as), mestres (as) e todos (as) aqueles (as) que de alguma forma se interessam pela área da Engenharia Civil, através de temáticas atuais com resoluções inovadoras, descritas nos capítulos da coleção. Sendo assim, a divulgação científica é apresentada com grande importância para o desenvolvimento de toda uma nação, portanto, fica evidenciada a responsabilidade de transmissão dos saberes através de plataformas consolidadas e confiáveis, como a Atena Editora, capaz de oferecer uma maior segurança para os novos pesquisadores e os que já atuam nas diferentes áreas de pesquisa, exporem e divulguem seus resultados.

Armando Dias Duarte

SUMÁRIO

CAPÍTULO 1	1
INFLUÊNCIA DO USO DE ADITIVO ACELERADOR DO TEMPO DE PEGA NO DESEMPENHO DO CONCRETO SOB ALTAS TEMPERATURAS	
Dayane Marzurkiewicz Maria Vânia Nogueira do Nascimento Peres	
 https://doi.org/10.22533/at.ed.5862227061	
CAPÍTULO 2	13
RECURSOS MINERAIS E A BUSCA DE UMA ECONOMIA DE BAIXO CARBONO: GERAÇÃO TERMELÉTRICA A GÁS NATURAL	
Rafaela Baldi Fernandes Eduarda Carvalho de Almeida	
 https://doi.org/10.22533/at.ed.5862227062	
CAPÍTULO 3	22
A SIMPLIFIED ANALYTICAL-NUMERICAL STRUCTURAL ANALYSIS OF THE DOME OF THE ROMAN PANTHEON	
Fillipe Marinho Faria Davidson de Oliveira França Júnior Lineu José Pedroso	
 https://doi.org/10.22533/at.ed.5862227063	
CAPÍTULO 4	34
INFLUENCE OF GEOMETRICAL DIMENSIONS OF RESERVOIR ON THE FLUID-STRUCTURE COUPLED DOMINANT MODES IN CONCRETE GRAVITY DAMS	
Davidson de Oliveira França Júnior Selênio Feio da Silva Lineu José Pedroso	
 https://doi.org/10.22533/at.ed.5862227064	
CAPÍTULO 5	47
GESTÃO DE RESÍDUOS ELETROELETRÔNICOS: UM ESTUDO DE CASO EM UMA INSTITUIÇÃO DE ENSINO SUPERIOR LOCALIZADA NO BELO JARDIM – PE	
Paulo Sérgio da Silva Pinheiro Abdeladhim Tahimi Deysianne Cristina Santos da Silva Armando Dias Duarte	
 https://doi.org/10.22533/at.ed.5862227065	
SOBRE O ORGANIZADOR	62
ÍNDICE REMISSIVO	63

INFLUENCE OF GEOMETRICAL DIMENSIONS OF RESERVOIR ON THE FLUID-STRUCTURE COUPLED DOMINANT MODES IN CONCRETE GRAVITY DAMS

Data de aceite: 01/06/2022

Data de submissão: 13/04/2022

Davidson de Oliveira França Júnior

Universidade de Brasília (UnB), Programa de Pós-Graduação em Estruturas e Construção Civil (PECC) – Grupo de Dinâmica e Fluido-Estrutura (GDFE)
Brasília-DF
<https://orcid.org/0000-0001-8822-7178>

Selênio Feio da Silva

Universidade Federal do Pará (UFPA)
Belém-PA
<http://lattes.cnpq.br/6377530179701831>

Lineu José Pedroso

Universidade de Brasília (UnB), Programa de Pós-Graduação em Estruturas e Construção Civil (PECC) – Grupo de Dinâmica e Fluido-Estrutura (GDFE)
Brasília-DF
<https://orcid.org/0000-0002-2734-3260>

ABSTRACT: Properly determining the dynamic structural response of a dam is complex as it involves aspects related to fluid-structure interaction (FSI). The coupled response depends on numerous variables, and among them is the fluid domain, which has a significant influence on the coupled dominant modes. In the design phase, such a reservoir is idealized as an acoustic cavity that must have dimensions and boundary conditions appropriate to the problem. However, depending on these geometric parameters

considered for the reservoir, the natural frequency ranges and the order of the fluid vibration modes are different, directly influencing the coupled fluid-structure vibrations, this is because the coupled response depends on the decoupled frequency range of the structure and fluid domain in isolation. Thus, in this paper the uncoupled and coupled fluid-structure free vibrations of the Koyna gravity dam located in India are studied. The natural frequencies, vibration modes of the structure and hydrodynamic pressures are investigated and compared under different numerical modeling (reservoir dimensions) using the finite element method (FEM) by means of ANSYS®. For validation of the numerical approaches presented here the results obtained are compared with values available in the literature.

KEYWORDS: Dams, Fluid-Structure Interaction, Reservoir Dimensions, Finite Element Method.

INFLUÊNCIA DAS DIMENSÕES GEOMÉTRICAS DO RESERVATÓRIO NOS MODOS DOMINANTES ACOPLADOS FLUIDO-ESTRUTURA EM BARRAGENS DE GRAVIDADE

RESUMO: Determinar adequadamente a resposta estrutural dinâmica de uma barragem é uma tarefa complexa, pois envolve aspectos relacionados à interação fluido-estrutura (FSI). A resposta acoplada depende de inúmeras variáveis, e entre elas está o domínio fluido, que tem uma influência significativa nos modos dominantes acoplados. Na fase de projeto, tal reservatório é idealizado como uma cavidade acústica que deve ter dimensões e condições de contorno adequadas ao problema. No entanto,

dependendo desses parâmetros geométricos considerados para o reservatório, as faixas de frequência natural e a ordem dos modos de vibração do fluido são diferentes, influenciando diretamente nas vibrações acopladas fluido-estrutura, isso porque a resposta acoplada depende da faixa de frequência desacoplada da estrutura e domínio fluido isoladamente. Assim, neste artigo são estudadas as vibrações livres, desacopladas e acopladas fluido-estrutura, da barragem de gravidade de Koyna, localizada na Índia. As frequências naturais, os modos de vibração da estrutura e as pressões hidrodinâmicas no fluido são investigadas e comparadas sob diferentes modelagens numéricas (dimensões do reservatório) usando o método dos elementos finitos (MEF) por meio do ANSYS®. Para validação das abordagens numéricas aqui apresentadas os resultados obtidos foram comparados com valores disponíveis na literatura.

PALAVRAS-CHAVE: Barragens, Interação Fluido-Estrutura, Dimensões do Reservatório, Método dos Elementos Finitos.

1 | INTRODUCTION

Concrete gravity dams are generally large structures, which may have different uses and purposes, according to the needs of the region of their implementation. In the area of dam engineering, it is essential to ensure meticulous safety conditions, because the failure of such structures can generate considerable damage, not only structural, but also economic, social and environmental. In dynamic analysis, two relevant means can be highlighted in the investigation: the structure and the reservoir fluid. When analyzed together, these means form the fluid-structure coupled system, which is essential in analyses because it presents a high degree of complexity and criticality, directly impacting the design of the project.

The dam-reservoir interaction (DRI) is quite significant for the development of the dynamic response in free vibrations, because the presence of the pressure distribution of the liquid (hydrodynamic pressures) directly influences the vibration modes of the structure and, consequently, its natural frequencies. During the vibration motion, the structure initially moves by applying pressure to the fluid. In turn, the fluid responds with a hydrodynamic pressure at the interface with the structure. This response pressure is referred to as the impulsive pressure. Therefore, the dam-reservoir coupled frequencies depend, among other variables, mainly on the frequency range of the structure as well as on the frequency range of the reservoir domain (fluid). However, depending on these geometric parameters considered for the reservoir, the natural frequency ranges and the order of the fluid vibration modes are different, directly influencing the dam-reservoir coupled vibrations, because the coupled response depends on the uncoupled frequency range of the structure and fluid domain in isolation. Thus, the sequence of the coupled modes dominant structure additional mass (AM), cavity dominant (CD) or mixed modes (MM) undergo changes, arising from the diversity of frequency ranges.

Westergaard (1933) considered only the inertial coupling aspects of the fluid

(additional mass) assuming the displacement of the dam as rigid-mobile, with the fluid represented by Laplace's equation, where the effects of fluid compressibility are neglected. Later, in the works by Chopra (1970), Chopra and Chakrabarti (1972) and in Chopra (1978) the effect of the frequency range and compressibility of the fluid on the dam-reservoir interaction was investigated, emphasizing that considering the fluid as incompressible can produce significant errors and the effects of compressibility cannot be ignored. Thus, for dynamic analyses of dam-reservoir systems involving more complex situations, several formulations have been improved and, among them, the finite element method (FEM) is a robust technique. In the works by Chopra et al. (1981), Hall and Chopra (1982), Sharan (1987), Ftima and Léger (2006) and many others, analytical and FEM analyses involving the dynamic effects on DRI are presented. In Brazil, many studies on dams, dynamic structure-fluid interaction and related studies have been developed, as for example, the works of Pedroso (2003), Silva (2007), Silveira et al. (2018), Mendes et al. (2021), Silveira et al. (2021), among others.

Therefore, knowing that the fluid impounded in a dam is a practically infinite system due to the extensive length of the reservoir and that in design formulations and simulations the length of the reservoir needs to be limited to a certain distance away from the dam, i.e., it must be finite, in this paper the uncoupled and coupled fluid-structure free vibrations of the Koyna gravity dam, located in India, are studied. The natural frequencies, structural vibration modes and hydrodynamic pressures are investigated for different L/H (length/height) ratios of the reservoir using finite element method (FEM) through U-P formulation (structure displacement and pressure to fluid) by means of ANSYS® software. Helmholtz's formulation (wave equation) is used to validate the acoustic cavity. The results obtained by FEM are compared with analytical values for acoustic cavity and with values presented by Chopra (2012) and by Huang (2011) for uncoupled dam and dam-reservoir interaction. This study provides a discussion of the uncoupled and coupled dam-reservoir frequency ranges and their involved effects.

2 | THEORETICAL FOUNDATION

2.1 Structure domain (DAM)

For continuous systems, the dynamic equation of motion by the finite element method is written in its matrix form, in which the global matrices are made based on the elementary matrices (of each finite element), which in turn have an approximation field due to the interpolation functions of the finite element and the resolution through numerical integration in the structural domain. In general, the equation of motion for uncoupled structure is given by:

$$[M_s]\{\ddot{U}\} + [C_s]\{\dot{U}\} + [K_s]\{U\} = \{F_E\} \quad (1)$$

where $\{F_E\}$ is an external force vector, $\{U\}$ is the structure displacement vector, $\{\dot{U}\}$ is the structure velocity vector, $\{\ddot{U}\}$ is the structure acceleration vector, $[M_s]$ is the structure mass matrix, $[K_s]$ is the structure stiffness matrix and $[C_s]$ is the structure damping matrix. In the system above undamped free vibrations are established if $\{F_E\} = 0$ and $[C_s] = 0$.

2.2 Fluid domain (reservoir)

The analysis of the acoustic behavior of cavities is related to the length of the acoustic waves along with the dimensions of the medium, in which they present natural frequencies and acoustic modes. Based on Pedroso (2003) the wave equation in acoustic media for two-dimensional cavities (2D model) is given by:

$$\frac{\nabla^2 P}{\partial x^2} + \frac{\nabla^2 P}{\partial y^2} + \frac{1}{c^2} \frac{\partial^2 P}{\partial t^2} = 0 \quad (2)$$

The eq. 2 is the Helmholtz's formulation (wave equation), where c is the velocity of propagation of the wave in the acoustic cavity, P is the pressure and $\nabla^2 P$ is the Laplacian pressure operator. The complete solution for the natural frequencies and pressure vibration modes for two-dimensional cavity with rigid ($\partial P / \partial n = 0$) and open ($P = 0$) boundary condition in the two opposite directions (x and y) are found in Pedroso (2003), França Júnior (2018).

2.3 Dam-reservoir interaction

The analysis of the dam-reservoir coupled problem is based on the (U-P) formulation, with pressure as the variable in the fluid domain and displacement as the variable for the structure. This formulation evaluates the fluid force by performing the integration of the pressures at the fluid-structure interface and, consequently, performs the coupling by applying this fluid force to the structure's equation of motion. With this, we have the fluid-structure (FS) coupling matrix, which couples the effects. The complete U-P formulation can be found in França Júnior (2018), Mendes (2021), and many others. In compact form the U-P formulation is given by:

$$\begin{bmatrix} [M_s] & [0] \\ \rho_f [FS] & [M_f] \end{bmatrix} \begin{Bmatrix} \{\ddot{U}\} \\ \{\dot{P}\} \end{Bmatrix} + \begin{bmatrix} [C_s] & [0] \\ [0] & [C_f] \end{bmatrix} \begin{Bmatrix} \{\dot{U}\} \\ \{\dot{P}\} \end{Bmatrix} + \begin{bmatrix} [K_s] & [-FS] \\ [0] & [K_f] \end{bmatrix} \begin{Bmatrix} \{U\} \\ \{P\} \end{Bmatrix} = \begin{Bmatrix} \{F_E\} \\ [0] \end{Bmatrix} \quad (3)$$

Where $[P]$ is the fluid pressure matrix, ρ_f is the fluid density, $[M_f]$ is the fluid mass matrix, $[K_f]$ is the fluid stiffness matrix, $[C_f]$ is the fluid damping matrix, $[FS]$ is the fluid-structure coupling matrix. In the system above undamped free vibrations are established if $\{F_E\} = 0$, $[C_s] = 0$ and $[C_f] = 0$.

3 | DESCRIPTION OF THE MODELS

The Koyna dam located in the state of Maharashtra, India. According to Chopra (2012), the concrete of Koyna dam has physical properties such as: specific mass (ρ_e)

equivalent to 2643 kg/m³, modulus of elasticity (Ec) of 31027 MPa, Poisson's ratio (ν) of 0,20. In this work, the modeling of the dam structure was done according to a plane state of deformation (Fig. 1), in which used the PLANE183 finite element to discretize the structure. The PLANE183 element used was in the quadrilateral geometry with eight nodes of two degrees of freedom at each node, capturing translations and/or rotations in the x and y nodal directions. The boundary condition of the dam was clamped at the base, with the foundation assumed rigid.

The rectangular reservoir attached to the dam was assumed to be 91,74 m high and with three distinct lengths of 91,74 m, 385 m e 642,18m (lengths adopted in this work). The distinct lengths reflect in three different length/height (L/H) ratios of the reservoir. The fluid specific mass corresponds to 1000 kg/m³ and the wave propagation velocity in the fluid (c) is equal to 1440 m/s, in agreement with Huang (2011) and Silveira et al. (2018).

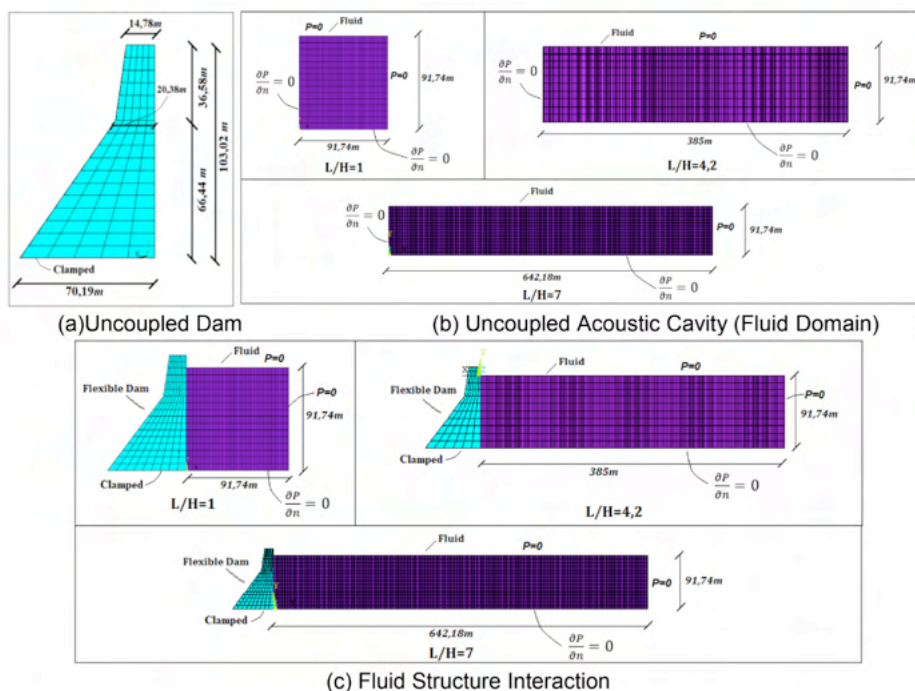


Figure 1. Geometric dimensions and boundary conditions of the models analyzed in this work.

The FLUID29 element used was in the quadrilateral geometry with four nodes of two degrees of freedom at each node, capturing translations in the x and y nodal directions and pressures.

In Figure 5 it is evidenced that the fluid boundary conditions are zero pressure ($P=0$) at the free surface and at the finite end of the reservoir, as well as the rigid boundary condition ($\partial P/\partial n=0$) is applied at the uncoupled cavity interface (dam positioning location)

and at the reservoir base (rigid foundation at the reservoir base). In the coupled problem the fluid-structure condition is applied at the dam-reservoir interface.

4 | RESULTS AND DISCUSSIONS

4.1 Structure domain (DAM)

The results obtained through FEM referring to the four initial natural frequencies and respective vibration modes of the dam structure agree with results presented by Chopra (2012). The small percentage difference can be observed, demonstrating that the modeling of the structure was validated. The frequencies are presented in Tab. 1.

Vibration Mode	ω (Hz) Chopra (2012)	ω (Hz) Numerical (FEM)	Difference (%)
1° (Flexure)	3,07	3,07	0,01
2° (Flexure)	8,20	8,16	0,49
3° (Axial)	10,75	10,81	0,53
4° (Flexure)	15,87	15,93	0,38

Table 1. Natural frequencies (ω) of the uncoupled dam (Hz).

It is evidenced that the numerical model adequately represents the vibration phenomenon, as modal deformations of the dam were captured and compared with Chopra (2012), presenting good agreement.

It is evident from the graph (Fig. 2) that the four vibration modes of the decoupled dam are predominantly bending modes (U_x), except for the third vibration mode which is an axial mode, where the normalized displacement presented in the graph is in the vertical direction of the dam (U_y).

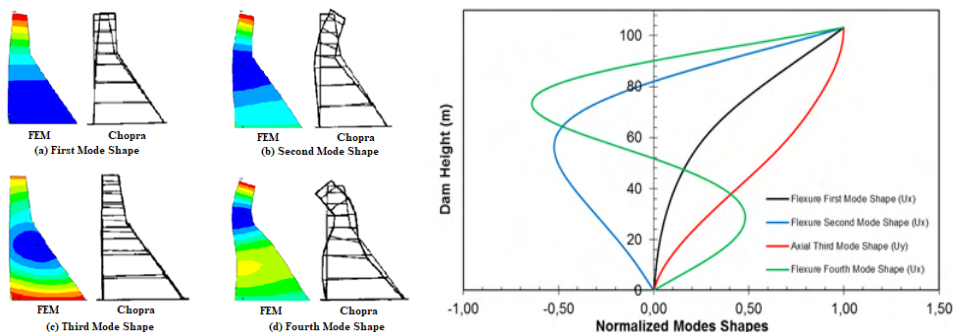


Figure 2. Vibration modes of the decoupled dam for the four natural frequencies.

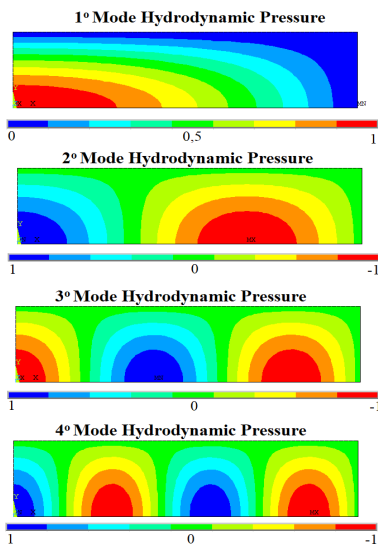
4.2 Fluid domain (RESERVOIR)

The results concerning the four natural frequencies and vibration modes of the fluid domain (Tab. 2) were studied through the analytical solutions and the finite element method. In the results the small percentage differences of the numerical model compared to the analytical solutions demonstrates that the modeling was validated for the acoustic cavity.

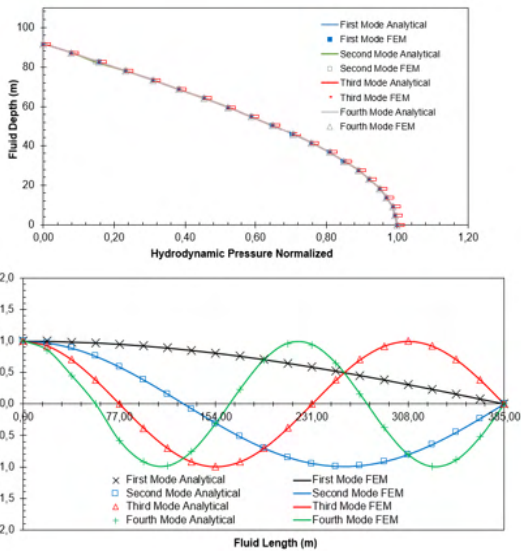
<i>L/H=1</i>				<i>L/H=4,2</i>				<i>L/H=7</i>			
Mode (i, j)	ω (Hz) Analytical	ω (Hz) Numerical	Diff. (%)	Mode (i, j)	ω (Hz) Analytical	ω (Hz) Numerical	Diff. (%)	Mode (i, j)	ω (Hz) Analytical	ω (Hz) Numerical	Diff. (%)
1° (1,1)	5,57	5,55	0,36	1° (1,1)	4,03	4,04	0,25	1° (1,1)	3,96	3,97	0,25
2° (1,2)	12,40	12,41	0,08	2° (2,1)	4,82	4,83	0,21	2° (2,1)	4,27	4,27	0,00
3° (2,1)	12,41	12,42	0,08	3° (3,1)	6,10	6,11	0,16	3° (3,1)	4,82	4,82	0,00
4° (2,2)	16,65	16,66	0,06	4° (4,1)	7,63	7,65	0,26	4° (4,1)	5,55	5,55	0,00

Table 2. Natural frequencies (ω) of the uncoupled fluid (Hz).

The modal pressure deformations for each vibration mode were compared and are presented in Fig. 3. In the graphs presented it is possible to notice that the hydrodynamic pressures obtained through the analytical technique coincide with the results obtained by the finite element method. At the rigid boundary interface, the hydrodynamic pressures are equally distributed along the height for the four pressure modes, i.e., the pressure at the cavity interface is independent of the mode, and this fact is explained by the rigid boundary condition assumed at this location. On the other hand, pressure waves are visualized in the longitudinal direction of the reservoir, where pressure waves propagate in the acoustic cavity with acoustic modes consistent with the rigid boundary condition and zero pressure in opposite directions. Such modes are critical for further evaluation of the fluid-structure coupled problem. In Fig. 4 the hydrodynamic pressure modes for the ratio's $L/H=1$ and $L/H=7$ is presented. For the cavity with ratio $L/H=1$ transverse modes arise and, in agreement with Tab. 2, the frequency range increases.

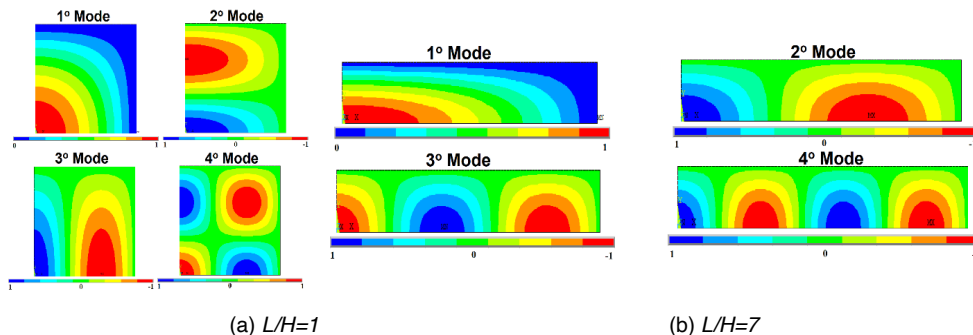


(a) Numerical Results



(b) Comparison of Pressures

Figure 3. Hydrodynamic pressures of the uncoupled fluid for the $L/H=4,2$.



(a) $L/H=1$

(b) $L/H=7$

Figure 4. Hydrodynamic pressures of the uncoupled fluid for the $L/H=1$ and $L/H=7$ ratio.

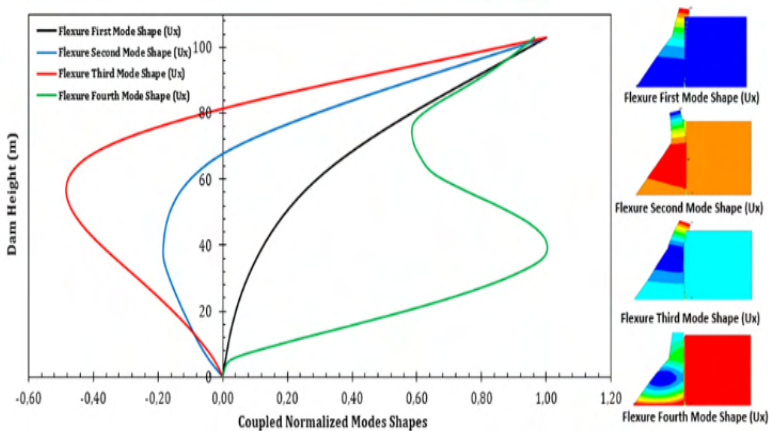
4.3 Dam-reservoir interaction

In the coupled fluid-structure analysis, results were obtained for the four natural frequencies and vibration modes for different L/H ratios. To validate the models, the results studied by Huang (2011) for an $L/H=4.2$ ratio were compared. The natural frequencies are shown in Tab. 3.

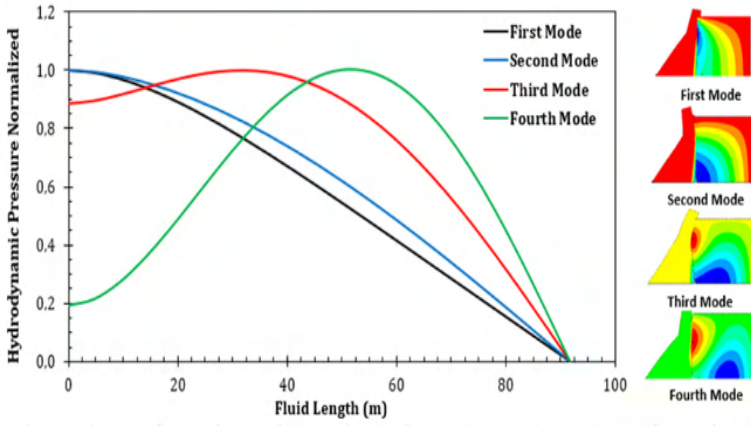
L/H=1			L/H=4.2					L/H=7		
Mode	ω (Hz) Numerical	Mode Type	Mode	ω (Hz) Huang (2011)	ω (Hz) Numerical	Diff. (%)	Mode Type	Mode	ω (Hz) Numerical	Mode Type
1°	2,80	AM	1°	2,79	2,78	0,36	AM	1°	2,78	AM
2°	5,27	CD	2°	4,05	4,05	0,00	CD	2°	3,98	CD
3°	8,01	CD	3°	4,79	4,79	0,00	CD	3°	4,27	CD
4°	10,71	CD	4°	5,98	5,99	0,17	CD	4°	4,80	CD

Table 3. Natural frequencies (ω) coupled dam-reservoir (Hz).

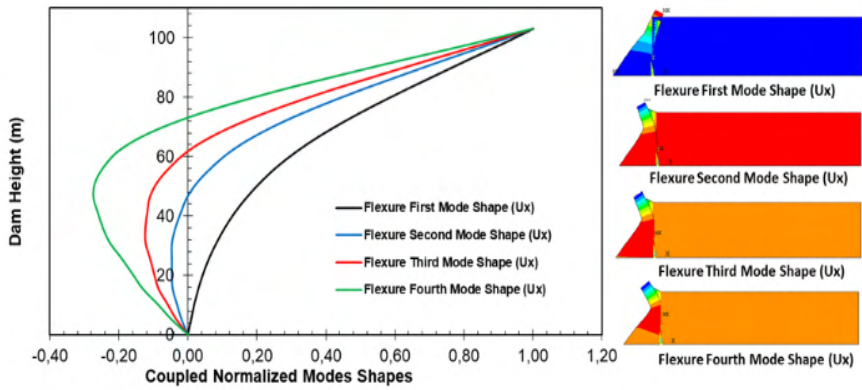
Based on Tab. 3, it can be stated that the modeling was validated. When analyzing the table, it is clear that the additional mass mode (AM) is the fundamental mode of the structure, that is, for different L/H ratios, the first frequency remains of the same value and behavior during vibration, in which the structure predominates, and the fluid follows the structural deformation of the dam. The effect of the additional fluid mass occurs near the dam interface. On the other hand, from the second to fourth coupled mode the frequencies change for all different reservoir discretization's (L/H), that is, the cavity predominates over the system and changes the coupled modes to dominant cavity (CD) modes and, consequently, the frequencies.



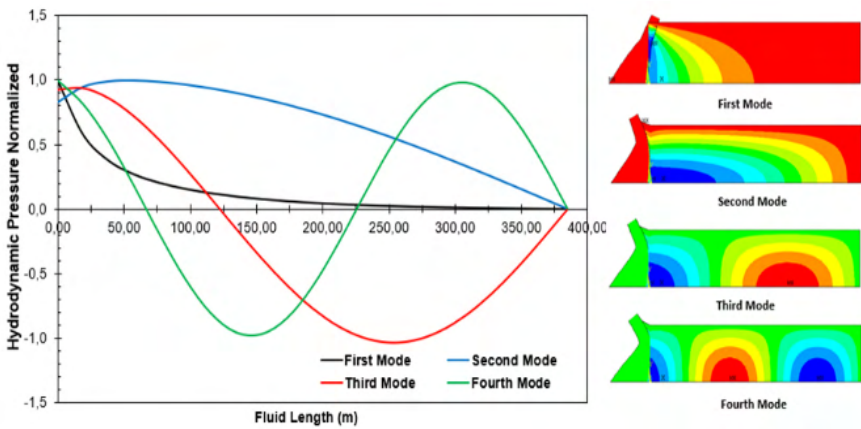
(a) Structure coupled vibration modes for L/H=1



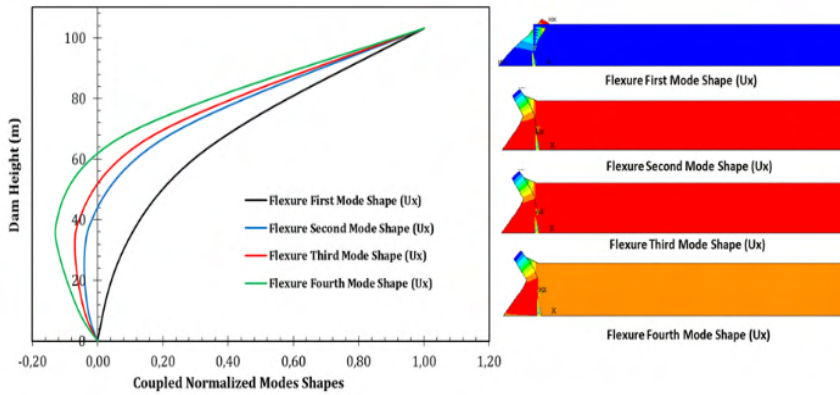
(b) Fluid pressure coupled vibration modes for $L/H=1$



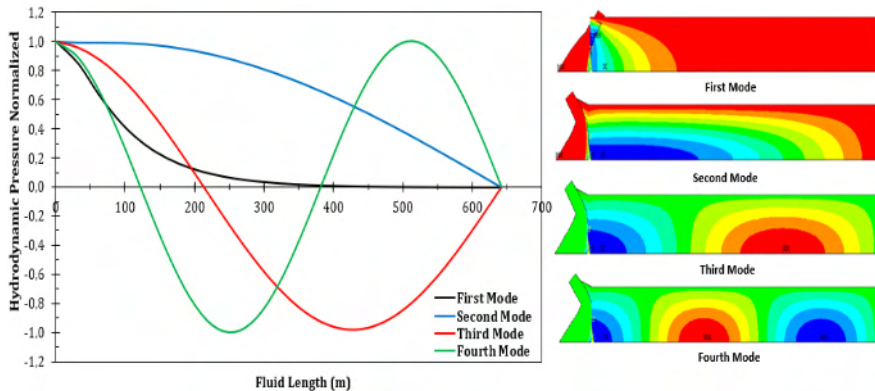
(c) Structure coupled vibration modes for $L/H=4.2$



(d) Fluid pressure coupled vibration modes for $L/H=4.2$



(e) Structure coupled vibration modes for $L/H=7.0$



(f) Fluid pressure coupled vibration modes for $L/H=7.0$

Figure 5. Structure vibration modes and hydrodynamic pressures of the reservoir-dam coupled system for the ratio $L/H=1$, $L/H=4.2$ and $L/H=7$.

Thus, in Figure 5 it is observed that in cavity modes the fluid vibrates with pressure modes and, consequently, the dam is disturbed and follows the effects of the acoustic cavity. Note that the fourth mode of the deformation of the coupled dam in the $L/H=1$ ratio is changed due to the CD transverse mode. Dominant cavity modes in DRI are similar to uncoupled fluid modes. Thus, in the present work, the analysis presented contribute to the understanding of the fluid-structure dynamic coupling between dam-reservoir.

5 | CONCLUSIONS

This work showed the influence of different reservoir length discretization's on fluid-structure coupled free vibrations in gravity dams. The analysis of the dominant modes shows that the fundamental mode is not altered by the length of the reservoir, but from the second mode onwards investigations in different domains and dimensions of the fluid

are necessary. Finally, it is stated that the frequency ranges of the fluid influence the fluid-structure coupled phenomena and that the results were satisfactory in the DRI.

ACKNOWLEDGMENTS

The authors thank the Coordenação de Aperfeiçoamento de Pessoal de Nível Superior (CAPES) for the resources received for research and the University of Brasília (UnB).

REFERENCES

Westergaard, H. M. "**Water pressures on dams during earthquakes**". Trans. ASCE 98: 418- 432, 1933.

Chopra, A. K. "**Earthquake response of concrete gravity dams**". International of the Engineering Mechanics Division, ASCE, vol. 96, pp. 443-454, 1970.

Chopra, A. K. e Chakrabarti, P. "**The earthquake experience at Koyna dam and stresses in concrete gravity dams**". In: Earthquake Engineering and Structural Dynamics, vol. 1, 151-164, 1972.

Chopra, A. K. "**Earthquake resistant design of concrete gravity dams**". In: Journal of the Structural Division, ASCE, Vol. 104, pp. 953-971, 1978.

Chopra, A. K. e Chakrabarti, P. "**Earthquake analysis of concrete gravity dams including dam-fluid-foundation rock interaction**". In: Earthquake Engineering and Structural Dynamics, vol. 9, 363-383, 1981.

Hall, J.F. e Chopra, A.K. "**Two-dimensional dynamic analysis of concrete gravity and embankment dams including hydrodynamic effects**". In: Earthquake Engineering and Structural Dynamics, 10 ,305-332, 1982.

S. K. Sharan, "**Time domain analysis of infinite fluid vibration**". International Journal for Numerical Methods in Engineering, 24, 945-958, 1987.

Ftima, M. B.; Léger, P. "**Seismic stability of cracked concrete dams using rigid block models**". Computers & structures, v. 84, n. 28, 1802-1814, 2006.

L. J. Pedroso. "**Interação fluido-estrutura**". In: Notas de Curso e Apostila Didática. Universidade de Brasília: UnB-FT/ENC, Vs.3, 2003.

S. F. Silva. "**Interação dinâmica barragem-reservatório: modelos analíticos e numéricos**". PhD Thesis, Universidade de Brasília, 2007.

I. V. Silveira and L. J. Pedroso. "**Analysis of natural frequencies and modes of vibration involving interaction dam-reservoir-foundation for concrete gravity dams**". In Third Int. Dam World Conference, p. 11, 2018.

Mendes, N. B., Pedroso, L. J. e Ribeiro, P. M. V. **“A simplified numerical and analytical study for assessing the seismic response of a gravity concrete lock”**. IBRACON Structures and Materials Journal, vol.14, n 1, 2021.

Silveira, I. V., Pedroso, L. J. e Marotta, G. S. **“Study of the influence of the foundation and the reservoir on the dynamic response in a concrete gravity dam profile”**. IBRACON Structures and Materials Journal, vol.14, n 4, 2021.

Chopra, A. K. **“Dynamics of Structures: Theory and Applications to Earthquake Engineering”**. 4. ed. Berkeley: University of California at Berkeley, 944 p. 2012.

J. Huang. **“Seismic response evaluation of concrete gravity dams subjected to spatially varying earthquake ground motions”**. Ph.D. Dissertation, Drexel University, Drexel, 2011.

D. O. França Júnior. **“Estudo analítico-numérico em vibrações livres fluido-elásticas em cascas cilíndricas para diferentes condições de contorno”**. Ph.D. dissertation, Universidade de Brasília, 2018.

ÍNDICE REMISSIVO

A

Aditivos 1, 2, 3

Altas temperaturas 1, 2, 3, 5, 8, 9, 10, 11

B

Barragens 34, 35

Bending theory 22, 25, 27

C

Carbono 13, 14, 15

Combustível fóssil 15

Concreto 1, 2, 3, 4, 5, 6, 7, 8, 9, 10, 11, 12

D

Dimensões do reservatório 35

Domes 22, 25, 28, 31, 32, 33

E

Economia 13, 14, 53

Equipamentos 5, 47, 48, 49, 50, 52, 53, 54, 57, 58, 59, 60, 61

F

Finite element method 22, 25, 34, 36, 40

G

Gás natural 13, 15, 16, 17, 19, 21

Gestão de resíduos 47, 48, 50, 53, 60, 62

I

Informática 47, 49, 53, 54, 60

Interação fluido-estrutura 34, 35, 45

L

Logística sustentável 47, 59

M

Membrane theory 22, 25, 26, 27, 33

Metano 15

Método dos elementos finitos 23, 33, 35

P

Pressão 14, 15, 50

R

Resistências 1, 2, 4, 6, 7, 10, 11

Roman pantheon 22, 24, 25, 32

T

Temperatura 1, 4, 5, 6, 7, 8, 9, 14, 15, 17, 50

ENGENHARIA CIVIL:

Demandas sustentáveis e
tecnológicas e aspectos ambientais



 www.atenaeditora.com.br
 contato@atenaeditora.com.br
 [@atenaeditora](https://www.instagram.com/atenaeditora)
 www.facebook.com/atenaeditora.com.br


Ano 2022

ENGENHARIA CIVIL:

Demandas sustentáveis e
tecnológicas e aspectos ambientais



 www.atenaeditora.com.br
 contato@atenaeditora.com.br
 [@atenaeditora](https://www.instagram.com/atenaeditora)
 www.facebook.com/atenaeditora.com.br


Ano 2022