



# CADEIAS PRODUTIVAS e novas tecnologias:

Aspectos econômicos,  
ecológicos e sociais

Renato Jaqueto Goes  
(Organizador)

**Atena**  
Editora  
Ano 2021



# CADEIAS PRODUTIVAS e novas tecnologias:

Aspectos econômicos,  
ecológicos e sociais

Renato Jaqueto Goes  
(Organizador)

**Atena**  
Editora  
Ano 2021

**Editora chefe**

Profª Drª Antonella Carvalho de Oliveira

**Editora executiva**

Natalia Oliveira

**Assistente editorial**

Flávia Roberta Barão

**Bibliotecária**

Janaina Ramos

**Projeto gráfico**

Camila Alves de Cremo

Luiza Alves Batista

Maria Alice Pinheiro

Natália Sandrini de Azevedo

**Imagens da capa**

iStock

**Edição de arte**

Luiza Alves Batista

2021 by Atena Editora

Copyright © Atena Editora

Copyright do texto © 2021 Os autores

Copyright da edição © 2021 Atena Editora

Direitos para esta edição cedidos à Atena Editora pelos autores.

Open access publication by Atena Editora



Todo o conteúdo deste livro está licenciado sob uma Licença de Atribuição *Creative Commons*. Atribuição-Não-Comercial-NãoDerivativos 4.0 Internacional (CC BY-NC-ND 4.0).

O conteúdo dos artigos e seus dados em sua forma, correção e confiabilidade são de responsabilidade exclusiva dos autores, inclusive não representam necessariamente a posição oficial da Atena Editora. Permitido o *download* da obra e o compartilhamento desde que sejam atribuídos créditos aos autores, mas sem a possibilidade de alterá-la de nenhuma forma ou utilizá-la para fins comerciais.

Todos os manuscritos foram previamente submetidos à avaliação cega pelos pares, membros do Conselho Editorial desta Editora, tendo sido aprovados para a publicação com base em critérios de neutralidade e imparcialidade acadêmica.

A Atena Editora é comprometida em garantir a integridade editorial em todas as etapas do processo de publicação, evitando plágio, dados ou resultados fraudulentos e impedindo que interesses financeiros comprometam os padrões éticos da publicação. Situações suspeitas de má conduta científica serão investigadas sob o mais alto padrão de rigor acadêmico e ético.

**Conselho Editorial****Ciências Agrárias e Multidisciplinar**

Prof. Dr. Alexandre Igor Azevedo Pereira – Instituto Federal Goiano

Prof. Dr. Arinaldo Pereira da Silva – Universidade Federal do Sul e Sudeste do Pará

Prof. Dr. Antonio Pasqualetto – Pontifícia Universidade Católica de Goiás

Profª Drª Carla Cristina Bauermann Brasil – Universidade Federal de Santa Maria

Prof. Dr. Cleberton Correia Santos – Universidade Federal da Grande Dourados

Profª Drª Diocléa Almeida Seabra Silva – Universidade Federal Rural da Amazônia

Prof. Dr. Écio Souza Diniz – Universidade Federal de Viçosa

Prof. Dr. Fábio Steiner – Universidade Estadual de Mato Grosso do Sul  
Prof. Dr. Fágner Cavalcante Patrocínio dos Santos – Universidade Federal do Ceará  
Profª Drª Girlene Santos de Souza – Universidade Federal do Recôncavo da Bahia  
Prof. Dr. Jael Soares Batista – Universidade Federal Rural do Semi-Árido  
Prof. Dr. Jayme Augusto Peres – Universidade Estadual do Centro-Oeste  
Prof. Dr. Júlio César Ribeiro – Universidade Federal Rural do Rio de Janeiro  
Profª Drª Lina Raquel Santos Araújo – Universidade Estadual do Ceará  
Prof. Dr. Pedro Manuel Villa – Universidade Federal de Viçosa  
Profª Drª Raissa Rachel Salustriano da Silva Matos – Universidade Federal do Maranhão  
Prof. Dr. Ronilson Freitas de Souza – Universidade do Estado do Pará  
Profª Drª Talita de Santos Matos – Universidade Federal Rural do Rio de Janeiro  
Prof. Dr. Tiago da Silva Teófilo – Universidade Federal Rural do Semi-Árido  
Prof. Dr. Valdemar Antonio Paffaro Junior – Universidade Federal de Alfenas

# Cadeias produtivas e novas tecnologias: aspectos econômicos, ecológicos e sociais

**Diagramação:** Maria Alice Pinheiro  
**Correção:** Flávia Roberta Barão  
**Indexação:** Gabriel Motomu Teshima  
**Revisão:** Os autores  
**Organizador:** Renato Jaqueto Goes

## Dados Internacionais de Catalogação na Publicação (CIP)

C122 Cadeias produtivas e novas tecnologias: aspectos econômicos, ecológicos e sociais / Organizador Renato Jaqueto Goes. – Ponta Grossa - PR: Atena, 2021.

Formato: PDF

Requisitos de sistema: Adobe Acrobat Reader

Modo de acesso: World Wide Web

Inclui bibliografia

ISBN 978-65-5983-535-5

DOI: <https://doi.org/10.22533/at.ed.355210410>

1. Logística empresarial. 2. Cadeias produtivas. I. Goes, Renato Jaqueto (Organizador). II. Título.

CDD 658.5

Elaborado por Bibliotecária Janaina Ramos – CRB-8/9166

**Atena Editora**

Ponta Grossa – Paraná – Brasil

Telefone: +55 (42) 3323-5493

[www.atenaeditora.com.br](http://www.atenaeditora.com.br)

[contato@atenaeditora.com.br](mailto:contato@atenaeditora.com.br)

## DECLARAÇÃO DOS AUTORES

Os autores desta obra: 1. Atestam não possuir qualquer interesse comercial que constitua um conflito de interesses em relação ao artigo científico publicado; 2. Declaram que participaram ativamente da construção dos respectivos manuscritos, preferencialmente na: a) Concepção do estudo, e/ou aquisição de dados, e/ou análise e interpretação de dados; b) Elaboração do artigo ou revisão com vistas a tornar o material intelectualmente relevante; c) Aprovação final do manuscrito para submissão; 3. Certificam que os artigos científicos publicados estão completamente isentos de dados e/ou resultados fraudulentos; 4. Confirmam a citação e a referência correta de todos os dados e de interpretações de dados de outras pesquisas; 5. Reconhecem terem informado todas as fontes de financiamento recebidas para a consecução da pesquisa; 6. Autorizam a edição da obra, que incluem os registros de ficha catalográfica, ISBN, DOI e demais indexadores, projeto visual e criação de capa, diagramação de miolo, assim como lançamento e divulgação da mesma conforme critérios da Atena Editora.

## DECLARAÇÃO DA EDITORA

A Atena Editora declara, para os devidos fins de direito, que: 1. A presente publicação constitui apenas transferência temporária dos direitos autorais, direito sobre a publicação, inclusive não constitui responsabilidade solidária na criação dos manuscritos publicados, nos termos previstos na Lei sobre direitos autorais (Lei 9610/98), no art. 184 do Código Penal e no art. 927 do Código Civil; 2. Autoriza e incentiva os autores a assinarem contratos com repositórios institucionais, com fins exclusivos de divulgação da obra, desde que com o devido reconhecimento de autoria e edição e sem qualquer finalidade comercial; 3. Todos os e-book são *open access*, *desta forma* não os comercializa em seu site, sites parceiros, plataformas de *e-commerce*, ou qualquer outro meio virtual ou físico, portanto, está isenta de repasses de direitos autorais aos autores; 4. Todos os membros do conselho editorial são doutores e vinculados a instituições de ensino superior públicas, conforme recomendação da CAPES para obtenção do Qualis livro; 5. Não cede, comercializa ou autoriza a utilização dos nomes e e-mails dos autores, bem como nenhum outro dado dos mesmos, para qualquer finalidade que não o escopo da divulgação desta obra.

## APRESENTAÇÃO

“Cadeias produtivas e novas tecnologias: Aspectos econômicos, ecológicos e sociais” é uma obra que possui como enfoque central a discussão científica utilizando para isso, trabalhos diversos que constituem seus capítulos. O volume irá abordar de forma interdisciplinar e categorizada trabalhos, pesquisas, relatos de casos e/ou revisões que transitam nos vários caminhos da agricultura, pecuária e ensino.

O objetivo desta obra foi apresentar de forma categorizada e clara estudos desenvolvidos em várias instituições de ensino, pesquisa e extensão do Brasil e do mundo. Em todos esses trabalhos a linha condutora foi o aspecto relacionado à importância de cadeias produtivas e aplicação de novas tecnologias nos meios de produção para que os tornem mais eficientes, tanto no aspecto econômico, ecológico e social. A manutenção da competitividade dos sistemas agropecuários tem sido uma constante preocupação para a sociedade. A produção de grãos, carne e leite deve ser realizada de forma a maximizar a eficiência produtiva da propriedade agrícola sem afetar de maneira definitiva o ambiente.

Temas variados e interessantes são, deste modo, discutidos aqui com a proposta de fundamentar o conhecimento de acadêmicos, mestres e todos aqueles que de alguma forma se interessam pelo assunto. Possuir um material que demonstre algumas práticas que maximize a produção da propriedade rural é de extrema relevância, assim como abordar alguns temas atualizados de interesse pedagógico e científico.

Deste modo a obra “Cadeias produtivas e novas tecnologias: Aspectos econômicos, ecológicos e sociais” apresenta uma teoria bem fundamentada nos resultados práticos obtidos pelos diversos professores e acadêmicos que arduamente desenvolveram seus trabalhos que aqui serão apresentados de maneira concisa e didática. Sabemos o quão importante é a divulgação científica, por isso evidenciamos também a estrutura da Atena Editora capaz de oferecer uma plataforma consolidada e confiável para estes pesquisadores exporem e divulguem seus resultados.

Renato Jaqueto Goes



## SUMÁRIO

### **CAPÍTULO 1..... 1**

ANÁLISE RETROSPECTIVA DA FEBRE AFTOSA E DAS ATIVIDADES DO PROGRAMA NACIONAL DE VIGILÂNCIA PARA A FEBRE AFTOSA (PNEFA)


Helen Cassia dos Santos

Gustavo Maciel Elias

João Sávio Andrade Alves

Elisama Dias

Mayra Araguaia Pereira Figueredo

 <https://doi.org/10.22533/at.ed.3552104101>


### **CAPÍTULO 2..... 12**

ANÁLISE TEMPORAL DE REGIÕES COM POTENCIAL AGRÍCOLA NA BAIXADA FLUMINENSE (1994-2019)

Vitória Côrtes da Silva Souza de Oliveira

Anderson Gomide Costa

Rafael Alvarenga Almeida

 <https://doi.org/10.22533/at.ed.3552104102>

### **CAPÍTULO 3..... 22**

APICULTURA DIDÁTICA: EXPERIÊNCIA SOBRE A VIVÊNCIA EM AGROECOLOGIA NO APIÁRIO DA UFRB


Kayque Ramom Bezerra Pereira

Geni da Silva Sodré

Alane Amorim Barbosa Dias

Journei Pereira dos Santos

Renecleide Viana dos Santos


 <https://doi.org/10.22533/at.ed.3552104103>

### **CAPÍTULO 4..... 29**

APLICAÇÃO DA NORMA ACI 313 (1997) NO DIMENSIONAMENTO DE SILOS MULTICELULARES ELEVADOS DE CONCRETO ARMADO PARA CAFÉ

Hellen Pinto Ferreira Deckers

Francisco Carlos Gomes

 <https://doi.org/10.22533/at.ed.3552104104>

### **CAPÍTULO 5..... 44**

APLICAÇÃO DE LAMA DE FOSFATO COMO FONTE DE FÓSFORO PARA PRODUÇÃO DE MUDAS DE CAFÉ (*Coffea arabica* L.)


Amanda de Souza Costa

José Roberto de Paula

Tháís Helena de Oliveira Norte

Fernando Soares Lameiras

Fernando Augusto Moreira

 <https://doi.org/10.22533/at.ed.3552104105>


**CAPÍTULO 6..... 57**

AVALIAÇÃO DO CRESCIMENTO INICIAL DE TOMATE (*Solanum lycopersicum*),  
ORGÂNICO E CONVENCIONAL SUBMETIDO AO ESTRESSE SALINO

Franciele Mara Lucca Zanardo Bohm

Fernanda Alexia dos Santos Giraldelli

Paulo Alfredo Feitoza Bohm

 <https://doi.org/10.22533/at.ed.3552104106>

**CAPÍTULO 7..... 69**

ECOPHYSIOLOGICAL CHARACTERIZATION OF SORGHUM GENOTYPES SUBMITTED  
TO WATER DEFICIT TOLERANCE

Maria Lúcia Ferreira Simeone

Paulo César Magalhães


Newton Portilho Carneiro

Carlos César Gomes Júnior

Roniel Geraldo Avila

Thiago Corrêa de Souza

Antônio Carlos de Oliveira

 <https://doi.org/10.22533/at.ed.3552104107>

**CAPÍTULO 8..... 84**

ESTUDO HEMATOLÓGICO DE TAMBAQUI (*Colossoma macropomum*) CAPTURADOS  
EM DOIS PESQUE-PAGUE DA REGIÃO DE ROLIM DE MOURA, RO

Wilson Gómez Manrique

Mayra Araguaia Pereira Figueiredo

Gibrann Frederiko de Lima Raimundo


 <https://doi.org/10.22533/at.ed.3552104108>

**CAPÍTULO 9..... 96**

FISIOLOGIA REPRODUTIVA DA FÊMEA CAPRINA

Paula Magnabosco Secco

Carla Fredrichsen Moya

 <https://doi.org/10.22533/at.ed.3552104109>

**CAPÍTULO 10..... 109**

MANUTENÇÃO DA PALHADA SOBRE O SOLO APÓS SEMEADURA COM ADUBAÇÃO A  
LANÇO, DISCO DUPLO E HASTE

Tiago Pereira da Silva Correia


Gabriela Greice Pereira

Alyne Ayla Rodrigues de Souza

Fhillipi Augusto Castro Maciel

Isabela Dias de Souza

Kamilla Saldanha Simão

 <https://doi.org/10.22533/at.ed.35521041010>

<b>CAPÍTULO 11</b> .....	<b>114</b>
LA INVESTIGACIÓN UN PROCESO DE ENSEÑANZA EN LA FORMACIÓN INTEGRAL DE LOS INGENIEROS AGRÓNOMO EN PRODUCCIÓN MEDIANTE EL USO DE UNA PARCELA DEMOSTRATIVA	
José Luis Gutiérrez Liñán	
Carmen Aurora Niembro Gaona	
Alfredo Medina García	
María Candelaria Mónica Niembro Gaona	
 <a href="https://doi.org/10.22533/at.ed.35521041011">https://doi.org/10.22533/at.ed.35521041011</a>	
<b>CAPÍTULO 12</b> .....	<b>124</b>
PROJETO DE SILO SECADOR DE GRÃOS PARA O PEQUENO PRODUTOR NA REGIÃO NOROESTE DE MINAS	
Adrieny Kerollen Alves Lopes	
Hellen Pinto Ferreira Deckers	
Marcelo Bastos Cordeiro	
 <a href="https://doi.org/10.22533/at.ed.35521041012">https://doi.org/10.22533/at.ed.35521041012</a>	
<b>CAPÍTULO 13</b> .....	<b>139</b>
REGISTRO DE TÉCNICAS DA AGRICULTURA FAMILIAR PARA A INOVAÇÃO NO ARMAZENAMENTO DE GRÃOS	
Claiver Maciel de Souza	
 <a href="https://doi.org/10.22533/at.ed.35521041013">https://doi.org/10.22533/at.ed.35521041013</a>	
<b>CAPÍTULO 14</b> .....	<b>150</b>
SEMEADURA DE MILHO VARIEDADE E HÍBRIDO: AMPLITUDE DE VARIAÇÃO DA DISTÂNCIA LONGITUDINAL ENTRE SEMENTES	
Tiago Pereira da Silva Correia	
Alyne Ayla Rodrigues de Souza	
Gabriela Greice Pereira	
Arthur Gabriel Caldas Lopes	
Wesley Matheus Cordeiro Fulgêncio Taveira	
Francisco Faggion	
 <a href="https://doi.org/10.22533/at.ed.35521041014">https://doi.org/10.22533/at.ed.35521041014</a>	
<b>SOBRE O ORGANIZADOR</b> .....	<b>155</b>
<b>ÍNDICE REMISSIVO</b> .....	<b>156</b>

# CAPÍTULO 7

## ECOPHYSIOLOGICAL CHARACTERIZATION OF SORGHUM GENOTYPES SUBMITTED TO WATER DEFICIT TOLERANCE

Data de aceite: 21/09/2021

### Maria Lúcia Ferreira Simeone

Embrapa Milho e Sorgo  
Sete Lagoas, MG – Brasil  
<http://lattes.cnpq.br/3365739098963519>

### Paulo César Magalhães

Embrapa Milho e Sorgo  
Sete Lagoas, MG – Brasil  
<http://lattes.cnpq.br/6345380739703345>

### Newton Portilho Carneiro

Embrapa Milho e Sorgo  
Sete Lagoas, MG – Brasil  
<http://lattes.cnpq.br/0845136809721480>

### Carlos César Gomes Júnior

Universidade Federal de Alfenas  
Instituto de Ciências Naturais  
Alfenas, MG – Brasil  
<http://lattes.cnpq.br/3214655794405009>

### Roniel Geraldo Avila

Instituto Federal Goiano  
Rio Verde, Go – Brasil  
<http://lattes.cnpq.br/3675568047089505>

### Thiago Corrêa de Souza

Universidade Federal de Alfenas  
Instituto de Ciências Naturais  
Alfenas, MG – Brasil  
<http://lattes.cnpq.br/2834667104138232>

### Antônio Carlos de Oliveira

Embrapa Milho e Sorgo  
Sete Lagoas, MG – Brasil  
<http://lattes.cnpq.br/0976504965724109>

**ABSTRACT:** Sorghum [*Sorghum bicolor* (L.)] is one of the most drought tolerant cereal and many studies have been done to understand the mechanisms involved in this process. In this work, we evaluated in the greenhouse the effects of different levels of water stress on the ecophysiological characteristics and accumulation of soluble sugars in two contrasting sorghum [*Sorghum bicolor* (L.) Moench] inbred lines for drought tolerance: 9910032 (tolerant) and 9618158 (sensitive). Water stress was imposed in both genotypes at pre-flowering growth stage for two different time exposure: mild (6 days of drought); severe (12 days). Recovery treatments for each drought treatment were also done at six days after the stress. Sensitive and tolerant genotypes showed lower stomatal conductance and leaf water potential for all types of stress when compared to irrigated treatments. An increase in total soluble sugar content was observed in leaves of the two sorghum genotypes however higher in the tolerant line. Overall, the genotype 9910032 presented higher photosynthetic rate and grain yield in relation to the sensitive genotype 9615818, in the same water condition. These results indicated that sugar content is modified under water deficit conditions indicating that it might be involved in plant protection.

**KEYWORDS:** Drought tolerance, evapotranspiration rate, photosynthetic rate, soluble sugars, grain yield.

**RESUMO:** O sorgo [*Sorghum bicolor* (L.)] é um dos cereais mais tolerantes à seca e muitos estudos têm sido realizados para entender os mecanismos envolvidos neste processo. Neste

trabalho, avaliamos em casa de vegetação os efeitos de diferentes níveis de estresse hídrico sobre as características ecofisiológicas e acúmulo de açúcares solúveis em duas linhagens contrastantes de sorgo [*Sorghum bicolor* (L.) Moench] para tolerância à seca: 9910032 (tolerante) e 9618158 (sensível). O estresse hídrico foi imposto em ambos os genótipos na fase de crescimento pré-floração para dois tempos de exposição diferentes: leve (6 dias de seca); grave (12 dias). Tratamentos de recuperação para cada fase também foram feitos seis dias após o estresse. Os genótipos sensível e tolerantes apresentaram menor condutância estomática e potencial hídrico foliar para todos os tipos de estresse quando comparados aos tratamentos irrigados. Um aumento no teor de açúcar solúvel total foi observado nas folhas dos dois genótipos de sorgo, porém maior na linha tolerante. De maneira geral, o genótipo 9910032 apresentou maior taxa fotossintética e rendimento de grãos em relação ao genótipo sensível 9618158, na mesma condição hídrica. Esses resultados indicaram que o teor de açúcar é modificado sob condições de déficit hídrico, indicando que ele pode estar envolvido na proteção da planta.

**PALAVRAS - CHAVE:** Tolerância a seca, taxa de evapotranspiração, taxa fotossintética, açúcares solúveis, rendimento de grãos.

## INTRODUCTION

Global climate has been causing changes in the period and the distribution of the rainfall bringing deep consequences to the agriculture. Besides that, the competition and use of the water by other sources have restricted the water mainly in the irrigated areas (Osakabe et al. 2014). Due to complex traits, a lot of research has been done to understand plant responses to water deficit; however, the combined responses describing the effects of drought and re-watering are limited (Filippou et al. 2011, Devnarain et al. 2016). Some plant adaptation to abiotic stresses is associated with metabolic adjustments that lead to the accumulation of organic solutes including soluble carbohydrates (Rosa et al. 2009). Carbohydrates in different forms are known to serve in diverse functions. Soluble sugars do not only function as metabolic resources and structural constituents of cells but also act as signals regulating various processes associated with plant growth and development (Loreti et al. 2001 and Slewinski 2012). Responses of carbohydrate metabolism to drought stress vary with forms of carbohydrates, plant species, and stress duration or severity (Yang et al. 2013). The accumulation of SS has been considered one of the major traits for improving drought resistance in some plant species such as reported in durum wheat *Triticum durum* (AL Hakimi et al. 1995) and other studies (Yang et al. 2013, Boyles et al., 2019).

*Sorghum bicolor* (L.) Moench is the fifth most important grain crop of the world, with 67 million tons produced during 2014 (FAO 2015) and constitute the major source of proteins for millions of people from African and Asia (Dicko et al., 2006). In Brazil, the production is used mainly for animal feeding (McCuiston et al., 2019). The sorghum crop is one of the most water deficit tolerant among other cereals. It is a C4 plant of short day and high photosynthetic rates. Sorghum responds to drought stress through various biochemical

metabolic adjustments (Araya et al. 2018). Water deficit tolerance of sorghum has been attributed to morphological and physiological factors such as the dense roots system, the ability to maintain stomatal opening and photosynthesis at low water potentials. For this reason, the sorghum has been a good choice for grain and forage in situations where the water deficit offers more risks to other crops, such as maize. The objective of this study is to associate ecophysiological characteristics and soluble sugars of sorghum genotypes under water stress and re-watering and use it for identification of sorghum genotypes more tolerant to water deficit stress of a breeding program.

## **MATERIAL AND METHODS**

The experiments were carried out in Sete Lagoas - MG (19°28 'S, 44°15'08' 'W, 732 m altitude). The plant material consisted of two contrasting sorghum genotypes for drought tolerance, genotype 9910032 tolerant and genotype 9618158 sensitive. These genotypes were previously tested and selected by the group of researchers from the Embrapa (SOUZA et al. 2013). The experimental design was completely randomized with four treatments (genotype 9910032 irrigated and under water deficit, genotype 9618158 irrigated and under water deficit).

The plants were cultivated in 20 L plastic pots containing Typical Dystrophic Red Latosol. The soil water content was monitored daily between 9 AM and 3 PM using a GB Reader N1535 moisture sensors (Measurement Engineering, Australia) installed in the center of each pot at the 20 cm depth. The irrigation water replacement was performed based on the readings with the sensor and the water returned to the field capacity during the period before the imposition of the treatments. The water replacement calculations were performed according to the water retention curve of the soil. In parallel, all the necessary cultural and phytosanitary treatments were carried out, according to the demand of the sorghum crop. The experimental unit was composed of the pot, containing two plants and four replicates per treatment.

Upon reaching pre-flowering growth stage, half of each initial treatment was submitted to water deficit (WD) and the other half continued to receive irrigation daily in order to maintain soil moisture near field capacity (FC), with soil water tension of -18 kPa. Exposure to WD was imposed by the daily supply of 50% of the total available water until the water tension in the soil reached a minimum of -138 kPa, which was maintained for a period of twelve days. During this period four evaluations were performed at 6 and 12 days of stress. After this period, the rehydration was accomplished up to field capacity, after 24h the last physiological evaluation was carried out. Irrigation was maintained until the end of the crop cycle to obtain growth and yield data.

### **Biophysical analyzes**

The gas exchange and photosystem II efficiency evaluations occurred between

9h and 10h with an infrared gas analyzer (IRGA), model LI 6400 (LI-COR, Lincoln, NE, USA), equipped with with a fluorometer (LI-6400-40, LI-COR Inc.) on the second leaf below the flag leaf. The relative chlorophyll content and/or SPAD index was determined using the chlorophyllometer (MODEL SPAD 502, Minolta, Japan). Leaf water potential was also measured using a Scholander pressure pump at noon ( $\Psi_{md}$ ).

### **Carbohydrate Analysis**

For the quantification of soluble sugars, 5 mm leaf discs from the third leaf of sorghum plants, for each stress period and controls, were ground in liquid nitrogen, and fifty mg of frozen tissue powder was extracted in 395  $\mu$ L methanol. The extracts were incubated at 70 °C for 15 min with continuous shaking at 4,000 rpm followed by the addition of 200  $\mu$ L chloroform and, a new incubation at 37 °C for 5 min in continuous shaking at 4,000 rpm. After the incubation, 1400  $\mu$ L of ultrapure water were added to the extracts and the samples were then vortexed and centrifuged at 13,000 g for 5 min. The aqueous phase was filtered through PTFE membranes of 0.45  $\mu$ m and transferred to vials with a capacity of 2 mL, which were analyzed by HPLC (Waters 2695 Alliance, Milford, MA, USA) using a Phenomenex column (RCM-Ca). The mobile phase used was ultrapure water flow of 0.6 mL min<sup>-1</sup> and column temperature at 65°C. The detector was the Refractive Index (Milford, MA, USA) working at 40 °C. Analytical curves were produced by using sucrose, glucose and fructose as standards (Sigma-Aldrich) with 99.5% purity, respectively. Sucrose, glucose and fructose in the samples were detected by comparison to standard retention time.

### **Agronomic parameters**

At the end of the plant cycle (physiological maturity), the height of the plants, the length of the panicle and the diameter of the stem were measured. Later, the panicles were harvested and dried in a stove with air circulation, at 65°C, for 72h. The dry grain biomass was obtained using 100 grains.

### **Statistical analysis**

The data was analyzed by preliminary statistical tests applied to match or not the results to analysis of variance (ANOVA). The Scott-Knott test at 5% probability was used to test all contrast between treatments within each time of evaluation with Sisvar software (Ferreira, 2008).

## **RESULTS**

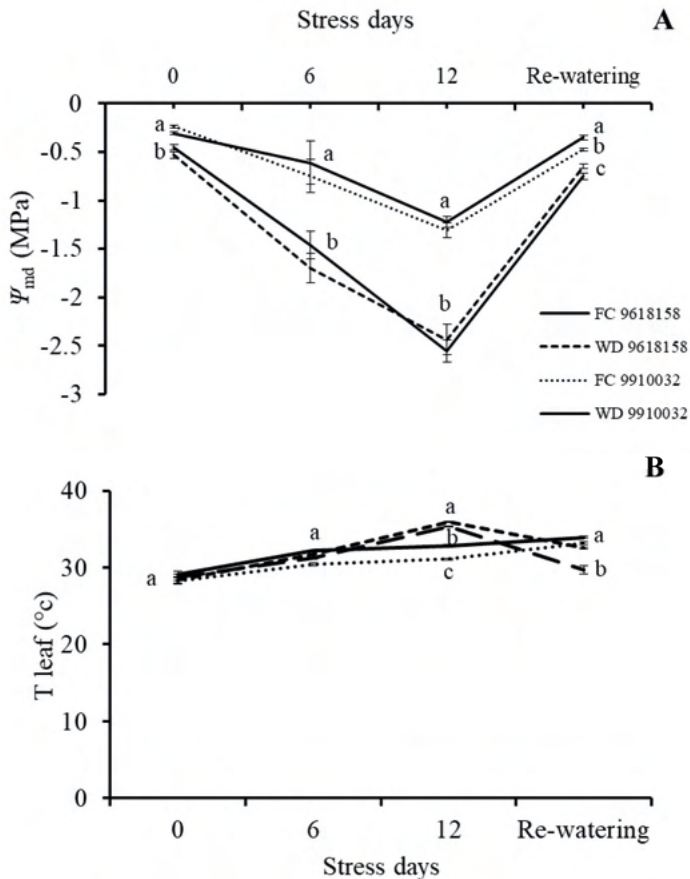
Leaf water potential reduced with water deficit independent of genotype (Figure 1-A). The lowest values were verified at 12 days of stress. After the rehydration, there was a recovery of the leaf water potential of the plants that was under stress, but it was not enough to reach the values exhibited by the plants that were under field capacity. In all the analyzed periods no statistical differences between the genotypes in this water condition

were verified. At 12 days, the plants that were in field capacity presented a reduction in leaf water potential, but in the fourth evaluation, when the plants that were under water deficit were rehydrated, these values were already similar to those of the first evaluation. However, it is important to note that in this condition, plants of the tolerant genotype 9618158 exhibited higher values of this variable.

The foliar temperature (Figure 1-B) showed results inverted compared to that the water potential. There was an increase in leaf temperature at 12 days of treatment, being the highest values found in the genotypes that were under water deficit, which did not differ among them. On the other hand, in field capacity, the highest leaf temperature was verified in genotype 9910032. After rehydration, the genotypes that were under water deficit reduced the leaf temperature, so that the drought tolerant 9910032 matched its control under field capacity, and the drought-sensitive 9618158 showed the lowest temperature among all treatments.

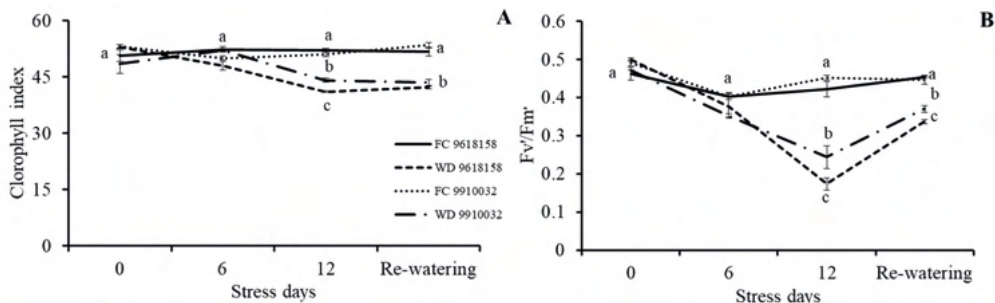
The chlorophyll index (Figure 2-A) decreased in both genotypes under water deficit after twelve days of treatment, with the lowest values of these variables being verified in the drought-sensitive genotype 9618158. With rehydration, the chlorophyll index was similar between the plants which were under water deficit, but still remained below those of their controls, which remained throughout the experimental period under field capacity. The  $F_v'/F_m'$  ratio (Figure 2-B) with up to twelve days of treatment exhibited the same behavior as the chlorophyll index. However, with rehydration the genotypes that were under water deficit increased the values of the  $F_v'/F_m'$  ratio, but it was not sufficient to match the plants that remained the entire experimental period under field capacity. Among the genotypes that were under water deficit, the drought tolerant 9910032, exhibited higher  $F_v'/F_m'$  ratio when compared to the sensitive genotype 9618158.





**Figure 1-** Temporal analysis of water potential at noon ( $\Psi_{md}$ ) (A) and foliar temperature in two sorghum genotypes (B), contrasting for drought tolerance, cultivated under different levels of water in the soil. FC = field capacity. WD = water deficit. Averages followed by the same letter at each evaluation time do not differ statistically from each other by the Scott-Knott test at 5% probability. The bars represent the standard error of the means of four replicates.

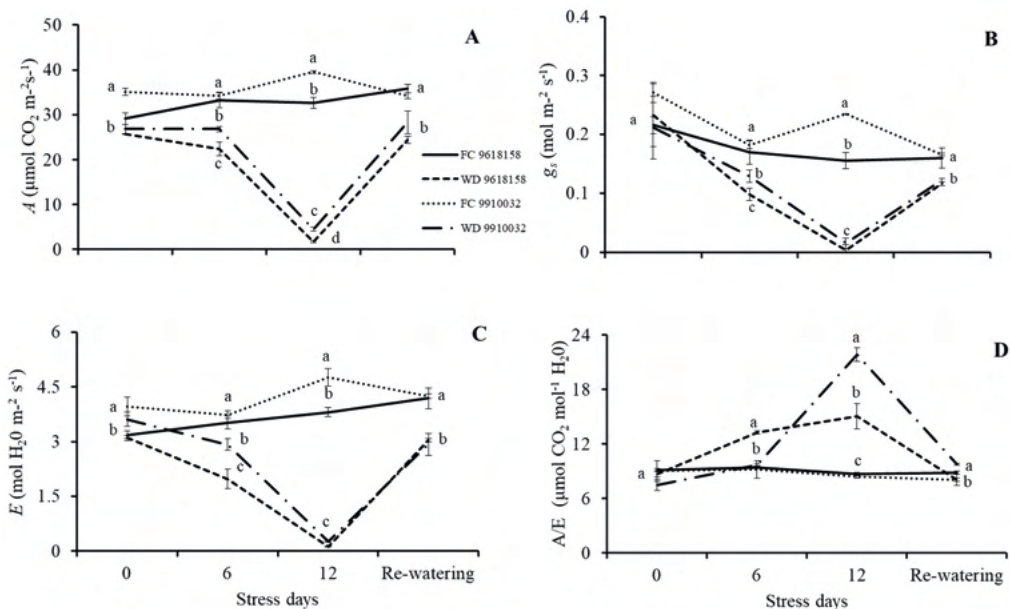
For the photosynthetic rate (Figure 3-A), it was verified that the begin of treatment, the genotype 9910032, under field capacity, exhibited the highest values among the other treatments, which did not differ among themselves. In the 6th day of treatment, the plants in field capacity showed values similar and superior to those that were under water deficit. In this last water condition, the plants of the drought tolerant genotype 9910035 exhibited a higher photosynthetic rate. With twelve days of treatment the genotypes that were under water deficit had the lowest photosynthetic rates observed during the whole experimental period.



**Figure 2** - Temporal analysis of the chlorophyll index (A) and the Fv ' /Fm' (B) ratio in two sorghum genotypes contrasting for drought tolerance cultivated under different soil water levels. FC = field capacity. WD = water deficit. Means followed by the same letter at each sampling time do not differ statistically by the Scott-Knott test at 5% probability. The bars represent the standard error of the means of five replicates.

In this period, both in field capacity and in water deficit, the plants of the drought tolerant genotype 9910032 exhibited a higher photosynthetic rate. In the rehydration, the plants of the genotypes that were under water deficit increased the photosynthetic rate, but still presented lower values than the plants in field capacity. At this time of evaluation there was no differentiation between genotypes within the same water condition.

The stomatal conductance (Figure 3-B) at time zero did not vary significantly between treatments. On the other hand, transpiration (Figure 3-C) was higher in plants that were under field capacity compared to those under water deficit. Within the same soil water level, there were no differences for this variable among the genotypes. From the sixth day of treatment, the plants under water deficit maintained the stomatal conductance and the transpiratory rate lower than the plants under field capacity. On the sixth day specifically, the genotype plants in field capacity did not differ from each other. On the other hand, among the plants under water deficit, those of the drought tolerant genotype 9910032 exhibited greater stomatal conductance and transpiratory rate.



**Figure 3** - Temporal analysis of photosynthetic rate (A), stomatal conductance =  $g_s$  (B), transpiration rate =  $E$  and water use efficiency =  $A/E$  (D) in two sorghum genotypes contrasting for drought tolerance cultivated under different under different soil water levels. FC = Field capacity. WD = Water deficit. Means followed by the same letter at each evaluation time do not differ statistically from each other by the Scott-Knott test at 5% probability. The bars represent the standard error of the means of four replicates.

After twelve days of treatment, genotypes under water deficit reached the lowest stomatal conductance and transpiratory rate, but there were no differences among the genotypes for these variables. In contrast, among the plants in field capacity, those of the tolerant genotype 9910032 exhibited greater stomatal conductance and transpiration. After rehydration, plants that were under water deficit increased the values of these variables, but still maintained values lower than their controls in field capacity. At this time of analysis there were no differences between genotypes within the same soil water level for stomatal conductance and transpiration.

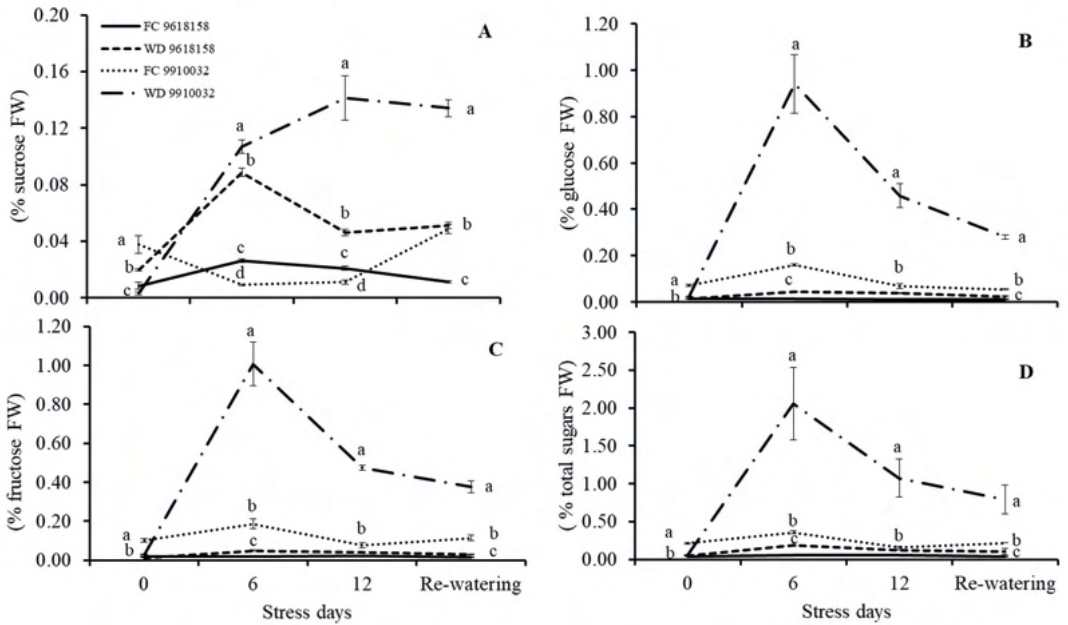
Water use efficiency (Figure 3-D) did not differ between genotypes at the time zero. With six days of treatment, the plants of the genotype susceptible to drought 9618158 that were under water deficit increased the efficiency in the use of water, while the other treatments remained constant. With twelve days of treatment the highest values of this variable were observed in plants of the genotype tolerant to drought 9910032 followed by those of genotype 9618158, both under water deficit. Among the genotypes that were in field capacity there were no differences. With rehydration, plants of genotype 9618158 that were under water deficit reduced water use efficiency to levels similar to those of the control. This reduction was also verified in genotype 9910032, however, they still had higher values

in relation to the other treatments.

The sucrose content (Figure 4-A) at time zero was higher in the genotype 9910032 plants in field capacity, followed by those of the genotype 9618158 under water deficit and did not differ in the other treatments. With six and twelve days of treatment, there was an expressive increase in the content of this disaccharide in the plants that were under water deficit in relation to those that remained in the field capacity. Regarding the plants that were under water deficit, those of the tolerant genotype 9910032 were those that presented the highest content of sucrose. In contrast, in the field capacity, the highest sugar content was verified in plants of the sensitive genotype 9618158.

The content of glucose (Figure 4-B), fructose (Figure 4-C) and total sugars (Figure 4-D) exhibited the same behavior for all genotypes throughout the experimental period. For this, it was verified that with zero and twelve days of water treatment, the highest contents of these carbohydrates were verified in the tolerant genotype 9910032 under field capacity, in relation to the other treatments, which did not differ among them. With six days of treatment and in rehydration the content of these sugars was higher in plants of the tolerant genotype 9910032 under water deficit, followed by their respective control in field capacity. At these evaluation times, the sensitive genotype 9618158 did not show differences between the water treatments.

Plant height and panicle length were not influenced by water deficit (Table 1). For this it was found that the plants of the tolerant genotype 9910032 exhibited higher plant height and panicle length relative to the plants of the sensitive genotype 9618158. In contrast, the stem diameter was higher in plants of the susceptible genotype 9618158 at field capacity, followed by plants of genotype 9618158 under water deficit and those genotype 9910032.



**Figure 4** - Temporal analysis of the sucrose gradient (A), glucose (B), fructose (C) and total sugars (D) in two sorghum genotypes, contrasting for drought tolerance cultivated under different soil water levels. FC = Field capacity. WD = Water deficit. Means followed by the same letter at each evaluation time do not differ statistically from each other by the Scott-Knott test at 5% probability. The bars represent the standard error of the means of four replicates.

Panicle diameter was significantly influenced by drought. A reduction of 20.77% in panicle diameter in plants of genotype susceptible to drought 9618158 and only 7.71% in plants of the tolerant genotype 9910032 was observed. Among the treatments at field capacity there were no significant differences.

Panicle dry mass and grain dry mass were influenced by both genotype and drought. Thus, it was verified that the highest grain dry biomass and panicle were verified in the genotype plants in field capacity and that, in this water condition, the tolerant genotype 9910032 presented the highest values for this variable. Comparing the same genotype between the two water levels in the soil, there was a reduction of 38.45% in the panicle dry biomass and 41.02% in the grain dry biomass for the plants of the drought-sensitive genotype 9618158 and 24.94% and 24.81 %, respectively, in the plants of the drought-tolerant genotype 9910032.

	9618158		9910032	
	FC	WD	FC	WD
<b>PH (cm)</b>	65.94 b	66.56 b	70.46 a	70.62 a
<b>SD (cm)</b>	20.91 a	19.95 b	19.86 b	18.41 c
<b>PL (cm)</b>	18.84 b	18.81 b	24.40 a	25.40 a
<b>PD (cm)</b>	43.46 a	34.43 c	44.31 a	40.89 b
<b>PDM (g)</b>	52.34 b	32.20 c	70.00 a	52.54 b
<b>GDM (g)</b>	35.42 b	20.89 c	47.75 a	35.90 b
<b>M100G (g)</b>	2.15 a	1.64 b	1.95 a	1.56 b

FC: Field capacity. WD: water deficit.

The means followed by the same letter in the line do not differ statistically from one another by the Scott-Knott test at the 5% probability level.

**Table 1** - Plant height ( PH), stem diameter (SD), panicle length (PL), panicle diameter (PD), panicle dry mass (PDM), dry grain mass (GDM) and dry mass of 100 grains (M100G) from drought contrast sorghum plants submitted to water stress at pre-flowering.

In this way, it can be noticed that the greatest drought-induced reductions on these variables occurred in the plants of the sensitive genotype 9618158. The dry matter of 100 grains was higher in the genotypes in field capacity in relation to those under water deficit.

## DISCUSSION

The genotype 9910032 confirmed its drought tolerance behavior, exhibiting a reduction in grain yield of only 24.81%, a value significantly lower than the 41.02% observed in the susceptible genotype 9618158. It is worth mentioning that genotype 9910032 exhibited a higher yield also in the field capacity. Therefore, in order to verify which genotype maintained a more stable production after the period of water deficit in the pre-flowering, we worked with the percentage of reduction in grain production.

One of the main reasons of the reduction in grain production caused by drought is due to the entropy that this stressful environmental factor causes in the gas exchanges (Lavinsky et al. 2015). With the onset of stress, plants alter their metabolism making their water management more effective. For this, is observed, an increase in the biosynthesis of abscisic acid, a plant hormone highly responsive to drought, which regulates, among others, the stomatal closure (Sharp and Lenoble 2002).

The strategy of reducing stomatal opening and consequently stomatal conductance is highly feasible in a water deficit scenario, since it reduces leaf water loss by reducing the transpiration rate (Chaves et al. 2002). However, with stomatal closure, plants lose their efficiency in dissipating latent heat and reducing the absorption of carbon dioxide (CO<sub>2</sub>) (Avila et al. 2017). Therefore, the internal concentration of CO<sub>2</sub> near the catalytic sites of ribulose-1,5-bisphosphate carboxylase / oxigenase (Rubisco) is reduced and the plant has

its photosynthesis affected, in a process known as stomatal limitation (Ghannoum, 2008). In this work, it was verified that as the days of stress increased, the genotypes that were under water deficit reduced their stomatal conductance, transpiratory rate and photosynthetic rate. In this sense, upon reaching 12 days of treatment, they exhibited the lowest values of these variables, but a higher leaf temperature.

It is important to emphasize that in this physiological state, the Calvin cycle operates at a lower rate and therefore, consumes less NADPH reducing power, causing chloroplasts to become highly reduced and conducive to the formation of reactive oxygen species (ROS). The ROS at low concentrations are signaling molecules, however, at high concentrations they can promote the oxidation of chlorophyll, membrane and protein molecules, among them the D1 proteins of photosystem II (Edreva, 2005; Gill and Tuteja 2010). With the oxidation of the chlorophyll molecules and the D1 protein, the photochemical apparatus has its reduced efficiency which incisively compromises the transport of electrons. With lower electron transport rate, there is a lower production of the energy molecules, ATP and NADPH, which are essential for various processes in the plant, including CO<sub>2</sub> assimilation. In this state, photosynthesis is reduced by a process referred to biochemical limitation, which can be observed by the reduction in the photosynthetic rate and the Fv/Fm and/or Fv'/Fm' ratio.

In this work, it was verified that stress-treated plants, regardless of genotype, showed a marked reduction in chlorophyll content and in the Fv'/Fm' ratio, as there was an increase in days of stress and reduction in potential leaf water. However, the plants of the tolerant genotype 9910032 with twelve days of stress had a higher Fv'/Fm' ratio and higher photosynthetic rate, indicating a lower biochemical damage (Grassi and Magnani, 2005).

Therefore, it is suggested that during stress, the plants of the drought-tolerant genotype 9910032 maintained a greater production of photoassimilates, which are important, among others, for the maintenance of the development of the reproductive organs. Thus, it may be related to the larger panicle diameter and grain yield observed in the plants of this genotype. In fact, the ability to maintain high photosynthesis values is a striking feature of drought tolerant genotypes (Cattivelli et al. 2008). This hypothesis can be sustained by verifying that the in general genotype 9910032 irrigated, also presented higher photosynthetic rate and grain yield in relation to the sensitive genotype 9615818, in the same water condition.

In addition to their contribution to grain filling, sugars produced during drought can contribute to drought tolerance, acting as compatible osmoregulatory agents (Mohammadkhani and Heidari, 2008). In fact, during water stress a drastic reduction in the cellular water potential occurs. In response, the cell changes the levels of ionic solutes in the vacuole, such as potassium, chlorine and calcium, as a strategy to maintain the rate of water absorption. However, for a water balance to occur between vacuoles and cytosols, there is a need to produce and accumulate compatible organic compounds, such as proline and soluble sugars in cytosol. The accumulation of sugars in the leaves may also

have a protective effect against ROS, especially  $^1\text{O}_2$  and  $\text{OH}^-$  formed during processes with electron transfer in leaf and root tissues, since these ROS are not eliminated enzymatically (Sami et al. 2016) .

In view of the significant increase in sugar content in leaves of the tolerant genotype 9910032 during drought, it is suggested that this is a physiological mechanism used by this genotype to protect the photosynthetic apparatus from the deleterious effects of drought and thus tolerate it. In this context, they deserve more studies, since in the future it can be inserted in breeding programs in order to develop sorghum plants with a higher degree of tolerance to drought.

## CONCLUSIONS

The drought-tolerant genotype 9910032 showed a higher sugar biosynthesis suggesting that this may be one of the mechanisms of protection of the photosynthetic apparatus during the water deficit. This mechanism gives it a higher photosynthetic rate and grain yield during drought when compared to the drought-sensitive genotype 9618158, which does not have this mechanism.

## ACKNOWLEDGMENTS

The authors are grateful to the Research Foundation of the State of Minas Gerais (FAPEMIG) for providing student fellowships and research grants (process number 3013/2014) to Embrapa Milho e Sorgo.

## REFERENCES

- Avila, R.G.A.; Magalhães, P.C.; Alvarenga, A.A.; Lavinsky A.O.; Campos, C.N.; Souza, T.C.; Gomes-Júnior, C.C. 2016. Drought-tolerant maize genotypes invest in root system and maintain high harvest index during water stress. **Revista Brasileira de Milho e Sorgo** 15: 450-460.
- Al Hakimi, A.; Monneveux, P.; Galiba, G. 1995. Soluble sugars, proline and relative water content (RWC) as traits for improving drought tolerance and divergent selection for RWC from *Triticum polonicum* into *Triticum durum*. **Journal of Genetics and Breeding** 49: 237-244.
- Araya, A.; Kisekka, I.; Gowda, P. H.; Prasad, P.V.V. 2018. Grain sorghum production functions under different irrigation capacities. **Agricultural Water Management** 203: 261-271.
- Boyles, R.E.; Brenton, Z.W.; Kresovich, S. 2019. Genetic and genomic resources of sorghum to connect genotype with phenotype in contrasting environments. **The Plant Journal** 97: 19-39.
- Cattivelli, L.; Rizza, F.; Badeck, Fran-W.; Mazzucotelli, E.; Mastrangelo, A.M.; Francia, E.; Marè, C.; Tondelli, A.; Stanca, A.M. 2008. Drought tolerance improvement in crop plants: An integrated view from breeding to genomics. **Field Crops Research** 105: 1-14.



Chaves, M.M.; Pereira, J.S.; Maroco, J.; Rodrigues, M.L.; Ricardo, C.P.P.; Osório, M.L.; Carvalho, J.; Faria, T.; Pinheiro, C. 2002. How plants cope with water stress in the field. Photosynthesis and Growth. **Annals of Botany** 89: 907–916.

Devnarain, N.; Crampton, B.G.; Chikwamba, R.; Becker, J.V.W.; O'kenedy, M.M. 2016. Physiological responses of selected African sorghum landraces to progressive water stress and re-watering. **South African Journal of Botany** 103: 61–69.

Dicko, M.H.; Gruppen, H.; Traoré, A.S.; Voragen, A.G.J.; Van Berkel, W.J.H. 2006. Sorghum grain as human food in Africa: relevance of content of starch and amylase activities. **African Journal of Biotechnology** 5: 384-95.

Edreva, A. 2005. Generation and scavenging of reactive oxygen species in chloroplasts: a submolecular approach. Agriculture, **Ecosystems & Environment** 106: 119-133.

Filippou, P.; Antoniou, C.; Fotopoulos, V. 2011. Effect of drought and rewatering on the cellular status and antioxidant response of *Medicago truncatula* plants. **Plant Signaling & Behavior** 6: 270–277.

Ferreira, D. F. 2008. SISVAR: um programa para análises estatísticas e ensino de estatística. **Revista Científica Symposium** 6: 36-41.

Food and Agriculture Organization Of The United Nations - FAOSTAT. 2015. Food and Agriculture. Washington: **FAOSTAT**, Disponível em: <http://www.fao.org/faostat/en/> Accessed April 03, 2021.

Gill, S.S.; Tuteja, N. 2010. Reactive oxygen species and antioxidant machinery in abiotic stress tolerance in crop plants. **Plant Physiology and Biochemistry** 48: 909-930.

Grassi, G.; Magnani, F. 2005. Stomatal, mesophyll conductance and biochemical limitations to photosynthesis as affected by drought and leaf ontogeny in ash and oak trees. **Plant, Cell & Environment** 28: 834-849.

Lavinsky, A.O.; Magalhães, P.C.; Avila, R.G.; Diniz, M.M.; Souza, T.C. 2015. Partitioning between primary and secondary metabolism of carbon allocated to roots in four maize genotypes under water deficit and its effects on productivity. **The Crop Journal** 3: 379-386.

Loreti, E.; De Bellis, L.; Alpi, A.; Perata, P. 2001. Why and how do plant cells sense sugars? **Annals of Botany** 88: 803-12.

McCustion, K.C.; Selle, P.H.; Liu, S.L.; Goodband, R.D. 2019. Chapter 12 - Sorghum as a Feed Grain for Animal Production, John R.N. Taylor, Kwaku G. Duodu, eds. **Sorghum and Millets** (Second Edition), AACC International Press, Elsevier, Amsterdam, Netherlands.

Mohammadkhani, N.; Heidari, R. 2008. Drought-induced accumulation of soluble sugars and proline in two maize varieties. **World Applied Sciences Journal** 3: 448-453.

Osakabe, Y.; Osakabe, K.; Shinozaki, K.; Tran, L.S.P. 2014. Response of plants to water stress. **Frontiers in Plant Science** 5: 1-8.

Rosa, M.; Prado, C.; Podazza, G.; Interdonato, R.; González, J.A.; Hilal, M.; Prado, F.E. 2009. Soluble sugars—Metabolism, sensing and abiotic stress. **Plant Signaling & Behavior** 4: 388-393.

Sami, F.; Yusuf, M.; Faizan, M.; Faraz, A.; Hayat, S. 2016. Role of sugars under abiotic stress. **Plant Physiology and Biochemistry** 109: 54-61.

Sharp, R.E.; Lenoble, M.E. 2002. ABA, ethylene and the control of shoot and root growth under water stress. **Journal of Experimental Botany** 53: 33-37.

Slewinski, T.L. 2012. Non-structural carbohydrate partitioning in grass stems: a target to increase yield stability, stress tolerance, and biofuel production. **Journal of Experimental Botany** 63: 1-24.

Souza, T.C.; Magalhaes, P.C.; Albuquerque, P.E.P. 2013. Morphophysiology, morphoanatomy, and grain yield under field conditions for two maize hybrids with contrasting response to drought stress. **Acta Physiologiae Plantarum** 35: 3201-3211.

Yang, Z.; Xu, L.; Yu, J.; Dacosta, M.; Huang, B. 2013. Changes in carbohydrate metabolism in two Kentucky bluegrass cultivars during drought stress and recovery. **Journal of the American Society for Horticultural Science** 138: 24–30.

## ÍNDICE REMISSIVO

### A

Adubação fosfatada 44, 54, 55

Aftosa 10, 1, 2, 3, 4, 5, 6, 7, 8, 9, 10, 11

Apicultura 10, 22, 23, 24, 25, 26

Apis mellifera 22, 23

Armazenamento 12, 29, 30, 31, 32, 33, 34, 42, 124, 126, 128, 130, 134, 136, 137, 139, 140, 142, 143, 144, 146, 147, 148

### B

Borra de fosfato 44, 46, 55

### C

Caprino 96, 97, 103

Classificadores Supervisionados 12

Coffea arabica L 10, 44, 45, 46, 55

Comprehensive Training 114, 115

Concreto armado 29, 31, 32, 34, 40, 41, 130, 135, 136

Controle 1, 2, 3, 8, 30, 33, 61, 62, 63, 65, 93, 108, 137, 144, 152

### D

Demonstration Plot 115

Distribuição Longitudinal 150, 151, 153, 154

Drought tolerance 69, 71, 74, 75, 76, 78, 79, 80, 81

### E

Evapotranspiration Rate 69

### F

Falhas, Produtividade 150

Fisiologia 11, 67, 96, 98

Fluxo de massa 29, 30, 32, 36, 136

### G

Grain Yield 69, 79, 80, 81, 83, 151

Grãos 9, 12, 30, 31, 70, 124, 125, 126, 127, 128, 129, 130, 131, 133, 134, 136, 137, 138, 139, 140, 141, 142, 143, 146, 147, 148, 150, 151, 152, 153, 154

## H

Horticultura 57

## L

Livre sem vacinação 1, 2, 5, 9

## O

Organização Mundial de Saúde Animal 9

## P

Peixe Nativo 84

Pequeno Produtor 12, 124, 128, 134, 136

Photosynthetic rate 69, 74, 75, 76, 80, 81

Piscicultura 84, 86, 94, 95

Pressão Adicional 29, 36

Produção 9, 10, 3, 7, 10, 13, 23, 25, 28, 30, 44, 45, 46, 51, 52, 53, 54, 55, 59, 60, 67, 85, 86, 96, 97, 98, 99, 103, 105, 106, 107, 124, 125, 126, 136, 138, 140, 141, 142, 143, 145, 148, 149, 155

Produto Granular 29, 32, 127

Profilaxia 84

## R

Reprodução 96, 98, 102, 103, 106, 108, 155

Research 2, 70, 81, 94, 95, 104, 106, 107, 108, 114, 115, 139

Resíduo metalúrgico 44

## S

Salinização 57, 58, 59

Sangue 84, 86, 92, 93

Saúde 1, 4, 6, 9, 10, 11, 84, 93, 94

Sensoriamento Remoto 12, 14, 20

Silo secador 12, 124, 126, 127, 128, 129, 130, 131, 132, 133, 134, 135, 136, 137

Soluble sugars 69, 70, 71, 72, 80, 81, 82

Sorghum 11, 69, 70, 71, 72, 74, 75, 76, 78, 79, 81, 82

Sustentabilidade 57, 109, 139

## T

Teaching 114, 115



## Z

Zea mays L 113, 150, 151



# CADEIAS PRODUTIVAS e novas tecnologias:

Aspectos econômicos,  
ecológicos e sociais

-  [www.atenaeditora.com.br](http://www.atenaeditora.com.br)
-  [contato@atenaeditora.com.br](mailto:contato@atenaeditora.com.br)
-  @atenaeditora
-  [www.facebook.com/atenaeditora.com.br](http://www.facebook.com/atenaeditora.com.br)





**Atena**  
Editora  
Ano 2021



# CADEIAS PRODUTIVAS

## e novas tecnologias:

Aspectos econômicos,  
ecológicos e sociais

-  [www.atenaeditora.com.br](http://www.atenaeditora.com.br)
-  [contato@atenaeditora.com.br](mailto:contato@atenaeditora.com.br)
-  @atenaeditora
-  [www.facebook.com/atenaeditora.com.br](http://www.facebook.com/atenaeditora.com.br)

**Atena**  
Editora

Ano 2021