

JÚLIO CÉSAR RIBEIRO
CARLOS ANTÔNIO DOS SANTOS
(ORGANIZADORES)

A FACE MULTIDISCIPLINAR DAS CIÊNCIAS AGRÁRIAS



Júlio César Ribeiro
Carlos Antônio dos Santos
(Organizadores)

A Face Multidisciplinar das Ciências Agrárias

Atena Editora
2019

2019 by Atena Editora
Copyright © Atena Editora
Copyright do Texto © 2019 Os Autores
Copyright da Edição © 2019 Atena Editora
Editora Executiva: Prof^a Dr^a Antonella Carvalho de Oliveira
Diagramação: Natália Sandrini
Edição de Arte: Lorena Prestes
Revisão: Os Autores

O conteúdo dos artigos e seus dados em sua forma, correção e confiabilidade são de responsabilidade exclusiva dos autores. Permitido o download da obra e o compartilhamento desde que sejam atribuídos créditos aos autores, mas sem a possibilidade de alterá-la de nenhuma forma ou utilizá-la para fins comerciais.

Conselho Editorial

Ciências Humanas e Sociais Aplicadas

Prof. Dr. Álvaro Augusto de Borba Barreto – Universidade Federal de Pelotas
Prof. Dr. Antonio Carlos Frasson – Universidade Tecnológica Federal do Paraná
Prof. Dr. Antonio Isidro-Filho – Universidade de Brasília
Prof. Dr. Constantino Ribeiro de Oliveira Junior – Universidade Estadual de Ponta Grossa
Prof^a Dr^a Cristina Gaio – Universidade de Lisboa
Prof. Dr. Deyvison de Lima Oliveira – Universidade Federal de Rondônia
Prof. Dr. Gilmei Fleck – Universidade Estadual do Oeste do Paraná
Prof^a Dr^a Ivone Goulart Lopes – Istituto Internazionele delle Figlie de Maria Ausiliatrice
Prof. Dr. Julio Candido de Meirelles Junior – Universidade Federal Fluminense
Prof^a Dr^a Lina Maria Gonçalves – Universidade Federal do Tocantins
Prof^a Dr^a Natiéli Piovesan – Instituto Federal do Rio Grande do Norte
Prof^a Dr^a Paola Andressa Scortegagna – Universidade Estadual de Ponta Grossa
Prof. Dr. Urandi João Rodrigues Junior – Universidade Federal do Oeste do Pará
Prof^a Dr^a Vanessa Bordin Viera – Universidade Federal de Campina Grande
Prof. Dr. Willian Douglas Guilherme – Universidade Federal do Tocantins

Ciências Agrárias e Multidisciplinar

Prof. Dr. Alan Mario Zuffo – Universidade Federal de Mato Grosso do Sul
Prof. Dr. Alexandre Igor Azevedo Pereira – Instituto Federal Goiano
Prof^a Dr^a Daiane Garabeli Trojan – Universidade Norte do Paraná
Prof. Dr. Darllan Collins da Cunha e Silva – Universidade Estadual Paulista
Prof. Dr. Fábio Steiner – Universidade Estadual de Mato Grosso do Sul
Prof^a Dr^a Girlene Santos de Souza – Universidade Federal do Recôncavo da Bahia
Prof. Dr. Jorge González Aguilera – Universidade Federal de Mato Grosso do Sul
Prof. Dr. Ronilson Freitas de Souza – Universidade do Estado do Pará
Prof. Dr. Valdemar Antonio Paffaro Junior – Universidade Federal de Alfenas

Ciências Biológicas e da Saúde

Prof. Dr. Benedito Rodrigues da Silva Neto – Universidade Federal de Goiás
Prof.^a Dr.^a Elane Schwinden Prudêncio – Universidade Federal de Santa Catarina
Prof. Dr. Gianfábio Pimentel Franco – Universidade Federal de Santa Maria
Prof. Dr. José Max Barbosa de Oliveira Junior – Universidade Federal do Oeste do Pará

Profª Drª Natiéli Piovesan – Instituto Federal do Rio Grande do Norte
Profª Drª Raissa Rachel Salustriano da Silva Matos – Universidade Federal do Maranhão
Profª Drª Vanessa Lima Gonçalves – Universidade Estadual de Ponta Grossa
Profª Drª Vanessa Bordin Viera – Universidade Federal de Campina Grande

Ciências Exatas e da Terra e Engenharias

Prof. Dr. Adélio Alcino Sampaio Castro Machado – Universidade do Porto
Prof. Dr. Eloi Rufato Junior – Universidade Tecnológica Federal do Paraná
Prof. Dr. Fabrício Menezes Ramos – Instituto Federal do Pará
Profª Drª Natiéli Piovesan – Instituto Federal do Rio Grande do Norte
Prof. Dr. Takeshy Tachizawa – Faculdade de Campo Limpo Paulista

Conselho Técnico Científico

Prof. Msc. Abrãao Carvalho Nogueira – Universidade Federal do Espírito Santo
Prof. Dr. Adaylson Wagner Sousa de Vasconcelos – Ordem dos Advogados do Brasil/Seccional Paraíba
Prof. Msc. André Flávio Gonçalves Silva – Universidade Federal do Maranhão
Prof.ª Drª Andreza Lopes – Instituto de Pesquisa e Desenvolvimento Acadêmico
Prof. Msc. Carlos Antônio dos Santos – Universidade Federal Rural do Rio de Janeiro
Prof. Msc. Daniel da Silva Miranda – Universidade Federal do Pará
Prof. Msc. Eliel Constantino da Silva – Universidade Estadual Paulista
Prof.ª Msc. Jaqueline Oliveira Rezende – Universidade Federal de Uberlândia
Prof. Msc. Leonardo Tullio – Universidade Estadual de Ponta Grossa
Prof.ª Msc. Renata Luciane Polsaque Young Blood – UniSecal
Prof. Dr. Welleson Feitosa Gazel – Universidade Paulista

Dados Internacionais de Catalogação na Publicação (CIP) (eDOC BRASIL, Belo Horizonte/MG)	
F138	A face multidisciplinar das ciências agrárias [recurso eletrônico] / Organizadores Júlio César Ribeiro, Carlos Antônio dos Santos. – Ponta Grossa (PR): Atena Editora, 2019. – (A Face Multidisciplinar das Ciências Agrárias; v. 1) Formato: PDF Requisitos de sistema: Adobe Acrobat Reader. Modo de acesso: World Wide Web. Inclui bibliografia ISBN 978-85-7247-494-8 DOI 10.22533/at.ed.948192407 1. Agricultura. 2. Ciências ambientais. 3. Pesquisa agrária – Brasil. I. Ribeiro, Júlio César. II. Santos, Carlos Antônio dos. III. Série. CDD 630
Elaborado por Maurício Amormino Júnior – CRB6/2422	

Atena Editora
Ponta Grossa – Paraná - Brasil
www.atenaeditora.com.br
contato@atenaeditora.com.br

APRESENTAÇÃO

Com grande satisfação apresentamos o e-book “A Face Multidisciplinar das Ciências Agrárias”, que foi idealizado para a divulgação de grandes resultados e avanços relacionados às diferentes vertentes das Ciências Agrárias. Esta iniciativa está estruturada em dois volumes, 1 e 2, que contam com 21 e 21 capítulos, respectivamente.

No volume 1, como forma de atender a pluralidade existente nesta grande área, são inicialmente apresentados trabalhos relacionados a questões ambientais decorrentes da ação antrópica. Em uma segunda parte, estão estruturados trabalhos voltados a temas de ordem produtiva e biológica, e que permeiam assuntos como fertilidade e fauna do solo; hormônios vegetais; além de diferentes sistemas de produção agrícola, como por exemplo, a hidroponia. Em uma terceira parte deste volume, estão agrupados estudos referentes a questões fitopatológicas, tecnologia de sementes, e a plantas medicinais.

Agradecemos a dedicação e empenho dos autores vinculados a diferentes instituições de ensino, pesquisa e extensão do Brasil e exterior, por compartilharem ao grande público os principais resultados desenvolvidos pelos seus respectivos grupos de trabalho.

Desejamos que os trabalhos apresentados neste projeto, em seus dois volumes, possam estimular o fortalecimento dos estudos relacionados às Ciências Agrárias, uma grande área de extrema importância para o desenvolvimento econômico e social do nosso país.

Júlio César Ribeiro
Carlos Antônio dos Santos

SUMÁRIO

CAPÍTULO 1	1
DIAGNÓSTICO AMBIENTAL E MONITORAMENTO DAS ÁREAS DE PRESERVAÇÃO PERMANENTE URBANAS DE PATROCÍNIO MG	
Jaqueline Neves Dorneles Marlúcio Anselmo Alves	
DOI 10.22533/at.ed.9481924071	
CAPÍTULO 2	9
EFEITO DA AÇÃO ANTRÓPICA SOBRE O RIO APODI/MOSSORÓ, BASEADO EM ANÁLISES DE VARIÁVEIS LIMNOLÓGICAS	
Marcos Vinícius de Castro Freire Roosevelt de Araújo Sales Júnior Rosane Lopes Ferreira	
DOI 10.22533/at.ed.9481924072	
CAPÍTULO 3	16
ANÁLISE DE EQUAÇÕES DO FATOR DE EROSIVIDADE DA CHUVA E DISTRIBUIÇÃO DA PRECIPITAÇÃO PLUVIOMÉTRICA DE CAPITÃO POÇO (PA)	
Felipe Rezende Rocha Silva Odario Lima Pinho Neto Antonio Naldiran Carvalho de Carvalho Maria Lidiane da Silva Medeiros Bruno Maia da Silva Arrildo Filipe Silva Rodrigues Lucas Pedreira dos Santos Gabriela Cristina Nascimento Assunção Luã Souza de Oliveira Janderson Victor Souza de Almeida Maria Denise Mendes de Pina Carolina Melo da Silva	
DOI 10.22533/at.ed.9481924073	
CAPÍTULO 4	25
CONDUTIVIDADE ELÉTRICA E PH DO EXTRATO DE SATURAÇÃO DO SOLO ADUBADO COM DOSES CRESCENTES DE CLORETO DE POTÁSSIO	
Fátima de Souza Gomes Alessandro de Magalhães Arantes Rafael Alves dos Santos Caio Henrique Castro Martins Lucas Oliveira	
DOI 10.22533/at.ed.9481924074	
CAPÍTULO 5	34
ANÁLISE DO DESENVOLVIMENTO VEGETATIVO DA VINAGREIRA (<i>Hibiscus sabdariffa</i> L) EM FUNÇÃO DO USO DE ADUBAÇÃO FOSFATADA (P)	
Ayrna Katrinne Silva do Nascimento Davi Belchior Chaves	
DOI 10.22533/at.ed.9481924075	

CAPÍTULO 6	44
INFLUÊNCIA DE PLANTAS DE COBERTURA NAS CARACTERÍSTICAS DA PLANTA DE MILHO SOB DOSES CRESCENTES DE N MINERAL	
Daniel Augusto Barreta	
Dilmar Baretta	
Luiz Alberto Nottar	
Julia Corá Segat	
Cleverson Percio	
DOI 10.22533/at.ed.9481924076	
CAPÍTULO 7	58
SHADING OF STOCK PLANTS AND THE USE OF AUXIN IN CUTTING RED PITAYA	
Edmilson Igor Bernardo Almeida	
Ronialison Fernandes Queiroz	
João Paulo Cajazeira	
Mayara Mader Alcântara Barroso	
Iana Maria de Souza Oliveira	
Márcio Cleber de Medeiros Corrêa	
DOI 10.22533/at.ed.9481924077	
CAPÍTULO 8	72
PRODUCTION COMPONENTS AND YIELD OF BUSHING SNAP BEAN IN CONVENTIONAL AND ORGANIC PRODUCTION SYSTEMS	
Guilherme Renato Gomes	
Felipe Favoretto Furlan	
Gustavo Henrique Freiria	
Leandro Simões Azeredo Gonçalves	
Lúcia Sadayo Assari Takahashi	
DOI 10.22533/at.ed.9481924078	
CAPÍTULO 9	83
AVALIAÇÃO DO CRESCIMENTO INICIAL DE CUMARÚE MOGNO AFRICANO EM SISTEMA ILPF	
Louise Batista Dantas	
Cristina Aledi Felsemburgh	
Arystides Resende Silva	
Carlos Alberto Costa Veloso	
Eduardo Jorge Maklouf Carvalho	
DOI 10.22533/at.ed.9481924079	
CAPÍTULO 10	92
ENTOMOFAUNA ASSOCIADA A CULTURA DE <i>Pennisetum glaucum</i>	
Nathália Leal de Carvalho	
Émerson André Pereira	
Eduardo Luiz Goulart Knebel	
Eduardo Almeida Everling	
Emanuel Goergen Schoffel	
Valéria Escaio Bubans	
Luana Jensen Pietczk	
Cássio Evandro da Motta Gehlen	
Murilo Hedlund da Silva	
Leonardo Dallabrida Mori	
DOI 10.22533/at.ed.94819240710	

CAPÍTULO 11 102

CULTIVO DE ALFACE EM SISTEMA HIDROPÔNICO NFT UTILIZANDO MUDAS PROVENIENTES DE DIVERSOS VOLUMES DE CÉLULA

Tiago José Leme de Lima
Fernando Cesar Sala
Guilherme José Ceccherini
Luana F. Marchi
Ana Caroline Rossi

DOI 10.22533/at.ed.94819240711

CAPÍTULO 12 108

AVALIAÇÃO DOS TEORES E ACÚMULOS DE NPK EM ALFACE CULTIVADA SOB DIFERENTES SOLUÇÕES NUTRITIVAS

Talita de Santana Matos
Amanda Santana Chales
Elisamara Caldeira do Nascimento
Glaucio da Cruz Genuncio
Everaldo Zonta

DOI 10.22533/at.ed.94819240712

CAPÍTULO 13 117

TEOR E ACÚMULO DE POTÁSSIO EM PLANTAS DE ALFACE AMERICANA, LISA E CRESPA CULTIVADAS EM SOLUÇÃO NUTRITIVA COM DIFERENTES DOSES DE COBRE

Amanda Santana Chales
Júlio César Ribeiro
Everaldo Zonta
Nelson Moura Brasil do Amaral Sobrinho
Uliana Ribeiro Silva
Élio Barbieri Júnior

DOI 10.22533/at.ed.94819240713

CAPÍTULO 14 126

SANIDADE DE SEMENTES DE *Parkia platycephala* BENTH

Iracema Vieira Gomes
Millena Ayla da Mata Dias
Gabriel Rodrigues de Oliveira
Matheus Oliveira Teixeira
Eduardo Justino Santana
Lucas de Souza Silva
Helane França Silva

DOI 10.22533/at.ed.94819240714

CAPÍTULO 15 132

TESTES DE VIGOR NA AVALIAÇÃO DA QUALIDADE DE SEMENTES DE CAPIM-XARAÉS

Paulo Alexandre Fernandes Rodrigues de Melo

DOI 10.22533/at.ed.94819240715

CAPÍTULO 16 142

A INFLUÊNCIA DE DIFERENTES CONCENTRAÇÕES DE *Trichoderma* spp. NA GERMINAÇÃO DE SEMENTES DE *Paspalum virgatum* L.

Ana Paula Rodrigues da Silva
Giseudo Aparecido de Paiva
Adriana Matheus da Costa Sorato
Ana Carolina Dias Guimarães
Grace Queiroz David

DOI 10.22533/at.ed.94819240716

CAPÍTULO 17 147

ESPÉCIES DA CAATINGA COM ATIVIDADE ALELOPÁTICA NA GERMINAÇÃO DE SEMENTES DE MELOEIRO

Andreya Kalyana de Oliveira
Maria de Fatima Barbosa Coelho
Francisco Ésio Porto Diógenes

DOI 10.22533/at.ed.94819240717

CAPÍTULO 18 159

POTENCIAL FUNGITÓXICO DOS ÓLEOS ESSENCIAIS NO CONTROLE *IN VITRO* DE *Colletotrichum* spp.

Brenda Virgínia Sanches Silva
Gabriel Ferreira Paiva
Tayane Patrícia Oliveira Malanski Barbieri
Gustavo Henrique Silveira Souza
Francisco José Teixeira Gonçalves
Angelica Rodrigues Alves
Tassila Aparecida do Nascimento Araújo

DOI 10.22533/at.ed.94819240718

CAPÍTULO 19 167

DESEMPENHO FISIOLÓGICO E PADRÃO ELETROFORÉTICO DE ISOENZIMAS EM SEMENTES DE *Phaseolus vulgaris* Lam. TRATADAS COM ÓLEO ESSENCIAL DE *Moringa oleifera* Lam

Márcia Antonia Bartolomeu Agustini
Marlene de Matos Malavasi
José Renato Stangarlin
Odair José Kuhn
Dangela Maria Fernandes

DOI 10.22533/at.ed.94819240719

CAPÍTULO 20 181

LEVANTAMENTO ETNOFARMACOBOTÂNICO DE INCONFIDENTES, ALTO DO VALE DO MOGI - MG

Auraní Ribeiro da Silva

DOI 10.22533/at.ed.94819240720

CAPÍTULO 21 198

ESTUDO ETNOBOTÂNICO DE *Libidibia ferrea* (Mart. ex Tul.) L.P. Queiroz EM UMA COMUNIDADE RURAL NO MUNICÍPIO DE BOM JESUS – PIAUÍ

Delma Silva de Sousa
Thiago Pereira Chaves
Marcelo Sousa Lopes
Samuel de Barros Silva
Ianny de Araújo Parente
Gil Sander Próspero Gama

DOI 10.22533/at.ed.94819240721

SOBRE OS ORGANIZADORES..... 207

ÍNDICE REMISSIVO 208

SHADING OF STOCK PLANTS AND THE USE OF AUXIN IN CUTTING RED PITAYA

Edmilson Igor Bernardo Almeida

Professor Adjunto, Coordenação do Curso de Agronomia, Universidade Federal do Maranhão, Centro de Ciências Agrárias e Ambientais, Campus IV
Chapadinha – MA

Ronialison Fernandes Queiroz

Bolsista de Pós-Doutorado CAPES PNPd, Departamento de Fitotecnia, Universidade Federal do Ceará, Centro de Ciências Agrárias, Campus do Pici, Departamento de Fitotecnia
Fortaleza – CE

João Paulo Cajazeira

Professor da Faculdade I Educare-FIED, Curso de Engenharia Agrícola e Ambiental, Campus Tianguá
Tianguá – CE

Mayara Mader Alcântara Barroso

Doutoranda em Ciências Ambientais, Facultad de Ciencias Agrarias y Ambientales, Universidad de Salamanca
Salamanca- Castilla y Leon – Espanha

Iana Maria de Souza Oliveira

Mestranda do Programa de Pós-Graduação em Agronomia (Ciência do Solo), Universidade Federal do Ceará, Departamento de Solos, Centro de Ciências Agrárias, Campus do Pici
Fortaleza – CE

Márcio Cleber de Medeiros Corrêa

Professor Associado, Departamento de Fitotecnia, Universidade Federal do Ceará, Centro de Ciências Agrárias, Campus do Pici

Fortaleza – CE

ABSTRACT: Although there has been a significant expansion of red pitaya cultivation in Brazil and other countries around the world, its cultivation requires scientific expertise to identify the plant production systems best suited to Brazilian soils and climate. Therefore, this study aimed to evaluate the effect of exogenous auxin and shading of the parental stock plants on the subsequent quality of red pitaya cuttings. The use of a commercial rooting auxin (with and without) and five shading levels on stock plants (full sun, 35, 50, 65 and 80% shading) were tested via four randomized blocks in a factorial 2x5 scheme with two plants per plot. After 90 days, the following vegetative characteristics were evaluated: length of the longest root (LR), root dry mass (RDM), root width (RW), shoot fresh weight (SFW) and shoot dry weight (SDW), total dry weight (TDW), number of axillary shoots (NAS), sum of the length of the axillary shoots (SLAS), and shoot:root ratio (SRR). We concluded that for the production of high quality plants, collecting cuttings from stock plants grown in full sun or 80% shade is recommended, eliminating the need to use exogenous auxin.

KEYWORDS: Cladodes. Rooting. Exotic fruits. *Hylocereus* spp. Growth regulator.

SOMBREAMENTO DE PLANTAS MATRIZES E USO DE AUXINA NA ESTAQUIA DE PITAIA VERMELHA

RESUMO: Embora tenha ocorrido grande expansão no cultivo de pitaiá vermelha tanto no Brasil como em outros países do mundo, a cultura necessita de informações científicas que subsidiem a definição de sistemas de produção de mudas, mais adequados às condições edafoclimáticas brasileiras. Diante disso, objetivou-se avaliar o efeito de auxina exógena e sombreamento das plantas matrizes sobre a qualidade de mudas de pitaiá vermelha. Testou-se o uso de enraizador comercial (presença e ausência) e cinco níveis de sombreamento das plantas matrizes (pleno sol, 35, 50, 65 e 80% de sombreamento), os quais foram arrançados em fatorial 2x5, com quatro blocos casualizados e duas plantas por parcela. Aos 90 dias, avaliaram-se as seguintes características vegetativas: comprimento da maior raiz (CR), massa seca das raízes (MSR), largura radicular (LR), massa fresca (MFPA) e seca da parte aérea (MSPA), massa seca total (MST), número de emissões laterais (NEL), somatório do comprimento de emissões laterais (SCEL) e razão parte aérea-raiz (RPAR). Para a produção de mudas de boa qualidade recomenda-se a coleta de estacas em plantas matrizes cultivadas a pleno sol ou 80% de sombra, sem a necessidade de aplicação de auxina exógena.

PALAVRAS-CHAVE: Cladódios. Enraizamento. Frutíferas exóticas. *Hylocereus* spp. Regulador de crescimento.

INTRODUCTION

The red pitaya (*Hylocereus* spp.) is a cactaceous fruit from a semi-epiphytic plant with star-shaped modified stems, called cladodes. The root system is fasciculated and superficial, but the plant may also develop adventitious roots that grow along the length of the cladodes in order to assist in securing it to support structures (DONADIO, 2009; MIZRAHI, 2014). Originally from the Americas, it has expanded into Brazil and is considered to be an exotic fruit with high agronomic and economic potential (JUNQUEIRA et al., 2010; LE BELLEC et al., 2006; ORTIZ-HERNÁNDEZ; CARRILLO-SALAZAR, 2012).

The cultivation of red pitaya in Brazil is recent, beginning fifteen years ago in the state of São Paulo. From this period onwards, its cultivation has expanded and currently there are commercial areas in Minas Gerais, Paraná, Santa Catarina, Mato Grosso do Sul, Rio Grande do Norte, Ceará and Pernambuco (SILVA, 2014). In Ceará, production is mainly concentrated in Limoeiro do Norte and Quixeré. Cultivation areas are recent, in an agronomic management improvement phase, and profitable for commercial exploitation (NUNES et al., 2014).

The propagation of red pitaya is usually asexual via cuttings. Plants produced from this method result in an early yield and create uniform plantations in terms of

their phenological characteristics and desirable fruit quality (ANDRADE et al., 2007; GALVÃO, 2015; SILVA et al., 2011). Lima (2013) and Marques et al. (2011) found that *Hylocereus undatus* propagules produced from cuttings of 25 centimeters (cm) long rooted better than those of a shorter length. Pontes Filho et al. (2014) added that the use of 3000 mg L⁻¹ of α -aminoisobutyric acid (AIB) enhanced the rooting quality of *H. undatus* cuttings 25 cm in length. However, it is important to note that information on the use of commercial growth regulators is minimal (BARROSO, 2017). Research on this subject may have practical applications and facilitate nursery operations for the production of *Hylocereus* sp. propagules.

In some vegetable species, cultivation of stock plants and the rooting of cuttings should be carried out under low radiation (DUTRA et al., 2012; HARTMANN; KESTER, 1990). According to Johnson and Hamilton (1977), high light intensities in the cultivation environment can activate the AIA-oxidase enzyme system that destroys auxin, reducing the rooting potential of cuttings collected from stock plants cultivated in full sun.

Under natural conditions, the red pitaya is found in the shaded rainforest understories of America, which suggests that when grown commercially it is necessary to install a system of protection against exposure to direct sunlight (NOBEL; DE LA BARRERA, 2004). Within this context, preliminary studies were performed in Israel (MIZRAHI; NERD, 1999) and Brazil (CAVALCANTE et al., 2011) which confirmed the need for 30 to 60% shading, depending on local conditions.

However, most of Brazil's commercial orchards are grown in full sun. To date, the effects of full exposure to solar radiation on the productive capacity of plants and the quality of rooting in cuttings collected from them remain unknown. Based on the above, this study was conducted in order to assess the effect of the use of auxin and shading on red pitaya stock plants by evaluating the subsequent quality of their cuttings.

MATERIAL AND METHODS

The experiment was conducted for a duration of 90 days, from August to November 2014, in a greenhouse with a light intensity of 550 $\mu\text{mol photons m}^{-2} \text{s}^{-1}$ located in the horticulture sector of the Department of Plant Science, Agricultural Science Center of the Federal University of Ceará in Fortaleza (CE) (3°43'02 "S latitude and 38°32'35" WGR longitude, elevation 19.6 m) (IPECE, 2011). According to the Köppen (1918), the climate is Aw. This is a region belonging to the tropical rainy climate group, with an average annual temperature of 26.5 °C.

The experimental design was a 2x5 factorial randomized block design (RBD), with four replications and two plants per plot. The first factor represents the presence or absence of rooster, and the second factor represents shading levels in the stock plants (full sun, 35, 50, 65 and 80% shading). The commercial rooting compound

used was Sela Gel®, comprised of 3,000 mg L⁻¹ of AIB. The dose of AIB applied was based on recommendations by Barroso (2017), Bastos et al. (2006) and Pontes Filho et al. (2014), for *Hylocereus* sp.

The cuttings were collected from plants 380 days old grown under different levels of light radiation (full sun, 35, 50, 65 and 80% shading) in plastic 11 L⁻¹ pots. The propagation material used for the production of cuttings was selected based on health, vigor, and position relative to the apex (secondary and/or tertiary buds), with an average length of 25 cm, as recommended by Lima (2013), Marques et al. (2011), Pontes Filho et al. (2014) and Silva (2014).

After cuttings were collected, they were washed under running water and exposed to ambient drying conditions ($\pm 25^{\circ}\text{C}$ and $\pm 70\%$ RH) for 60 minutes. Afterwards, cross-sections were made in the basal portion of the cuttings, enabling exposure of internal tissues to the exogenous auxin solution. The application of the commercial rooting gel was carried out by dipping the basal end of the cuttings in the solution for 3 seconds, followed by a 10-minute rest period before planting, as per the manufacturer's recommendations.

The remaining cladodes were immersed in distilled water and immediately planted in 3 dm³ polyethylene bags filled with sandy soil and coconut shell powder at a ratio of 2:1, for which the chemical analysis is shown in Table 1. The application of 187.50 mg L⁻¹ of P (ALMEIDA, 2013; ALMEIDA et al., 2014; CORRÊA et al., 2014) was carried out in the form of simple superphosphate (18% P₂O₅, 16% Ca and 8% S). The maintenance of moisture in the substrate during the trial period was performed by hand watering at two-day intervals.

M.O.	pH	P	K ⁺	Ca ²⁺	Mg ²⁺	Na ⁺	Al ³⁺	H ⁺ +Al ³⁺	S	T	V	C	N
g kg ⁻¹		mg kg ⁻¹ cmol _c kg ⁻¹								% g kg ⁻¹	
22.9	5.2	6.00	0.28	1.00	1.00	0.46	0.28	3.1	2.7	5.9	45.8	22.2	2.1

Table 1. Chemical characteristics of the substrate used to fill the bags. Fortaleza (CE), 2014.

Extractors: P, Na and K - Mehlich; Ca, Mg and Al - KCl; H+Al - Calcium acetate; pH - Water

After 90 days, the following vegetative characteristics were evaluated: survival and rooting - determined by the qualitative assessment of the cuttings at the end of the experiment, with the results expressed as the percentage of rooted cuttings to total planted cuttings (%); length of longest root (LR) - measured with a millimeter tape from the insertion region of the root system to the terminal end of the longest root, with the results expressed in cm; root width (RW) - measured with a digital caliper in the transverse direction to the root system, with the results expressed in cm; root dry mass (RDM) - measured by weighing the dried roots in a forced air greenhouse (65°C) for 120 hours, the results of which were expressed in grams (g); shoot wet

mass (SWM) - measured by weighing the axillary shoots (fresh), the results of which were expressed in g; shoot dry mass (SDM) - measured by weighing the dry axillary shoots in a forced air greenhouse (65°C) for 120 hours, the results of which were expressed in g; total dry mass (TDM) - determined by the sum of the shoot dry mass and root dry mass, the results of which are expressed in g; number of axillary shoots (NAS) - measured by counting the axillary budding, with the results expressed in numerical units; the sum of the length of the axillary shoots (SLAS) - determined by the sum of the length of the axillary shoots, which were measured with a millimeter tape in the longitudinal direction of each cladode, with the results expressed in cm; shoot:root ratio (SRR) - estimated by the ratio of SLAS to LR.

Data were submitted to an analysis of variance (F-test with significance level $p < 0.05$) in order to assess the main effects of each variable (A and B) and interaction between variables (AxB). The comparison of means was performed using the Tukey test for the qualitative factor ($p < 0.05$) and regression to the quantitative factor (linear model: $a + bx$; quadratic model: $a + bx + cx^2$). For meaningful interaction, it was proceeded the split of the means and the interpretation of the effect of one variable on another. Estimates of phenotypic correlations were obtained for most traits evaluated, considering all of them were important for the study.

RESULTS AND DISCUSSION

The interaction between rooting compound and shading levels on stock plants caused a significant effect ($p < 0.01$) on LR, SLAS, SDM, TDM and SRR. The SWM was affected by two factors alone ($p < 0.05$), whereas RW and RDM were influenced only by the rooting compound ($p < 0.01$) (Tables 2 and 3).

SV	DF	----- Average squares -----				
		LR	RW	DRM	SLAS	NAS
Rooting compound (R)	1	0.6052 ^{ns}	14.1016 ^{**}	7.1635 ^{**}	20.1924 [*]	0.2250 ^{ns}
Shading (S)	4	27.2309 ^{**}	1.1352 ^{ns}	0.3509 ^{ns}	58.7764 ^{**}	0.1000 ^{ns}
R x S	4	15.0559 ^{**}	1.7070 ^{ns}	0.2320 ^{ns}	32.0288 ^{**}	0.1000 ^{ns}
Blocks	3	21.1926 ^{**}	2.2099 [*]	0.0696 ^{ns}	3.2348 ^{ns}	0.0417 ^{ns}
Residue	27	3.2175	0.7064	0.1646	3.3378	0.0787
C. V.		6.09	6.77	15.13	13.54	26.10

Table 2. Summary of the analysis of variance for the following characteristics at 90 days: length of the longest root (LR), root width (RW), dry root mass (DRM), sum of the length of axillary shoots (SLAS), number of axillary shoots (NAS).

SV - Source of variation; DF - Degree of freedom; C.V. - Coefficient of variation; - Significant at a level of 5% by the F test; ** - Significant at a level of 1% of probability by the F test; ^{ns} - Not significant by the test F.

SV	DF	Average squares				
		MFPA	MSPA	MST	RPAR	
Rooting compound (R)	1	58.5398*		0.5869 ^{ns}	12.1728**	0.0205*
Shading (S)	4	280.00753**		3.7562**	10.2289**	0.0797**
R x S	4	26.4301 ^{ns}		1.2765**	4.9787**	0.0259**
Blocks	3	33.2011 ^{ns}		0.1723 ^{ns}	0.1159 ^{ns}	0.0069 ^{ns}
Residue	27	13.5838		0.1744	0.2998	0.0033
C. V.		12.01		13.81	9.60	13.76

Table 3. Summary of the analysis of variance for the following characteristics at 90 days: shoot wet and dry mass (SWM and SDM), total dry mass (TDM) and shoot:root ratio (SRR).

SV - Source of variation; DF - Degree of freedom; C.V. - Coefficient of variation; - Significant at a level of 5% by the F test; ** - Significant at a level of 1% of probability by the F test; ^{ns}- Not significant by the test F.

Rooting and survival for all treatments was 100%, similar to the results obtained by Bastos et al. (2006), Marques et al. (2011, 2012) and Pontes Filho et al. (2014), for *H. undatus* cuttings grown in polyethylene bags under lath and greenhouse.

The increase in shading on stock plants and the non-application of a rooting compound resulted in a quadratic adjustment of LR values, represented by a decline between full sun and 65% shading, and an increase from 65 to 80% shading (Figure 1). It is likely that blanching in the stock grown in 65 and 80% shading had positively influenced the rooting ability of cuttings collected from them. These observations corroborate those of Hartmann and Kester (1990), who noted that blanching may favor the action of auxin, and therefore, enhance rooting.

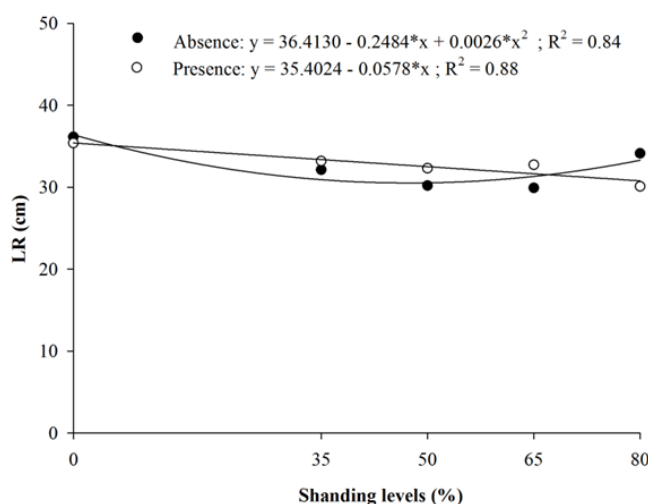


Figure 1. Effect of shading levels on stock plants in the absence or presence of rooting compound and the interaction with length of the longest root (LR).

Whereas for the cuttings treated with a rooting compound, LR values decreased concurrently with an increase of shading in the stock plants (Table 4). According

to Lone et al. (2010), the increased concentration of exogenous auxin applied to cuttings causes a stimulatory effect of adventitious rooting to a certain maximum value, from which point on it has an inhibitory effect. Therefore, it is likely that the AIB dosage in the commercial rooting compound (3,000 mg L⁻¹ of AIB) had been excessive and, therefore, caused a negative effect on vertical root growth (LR) (Table 4) and a positive effect on the growth of shoots (SLAS, SDM, SRR) (Tables 7, 8, 10). Barroso (2017) also reported negative effects from an AIB dosage of 3,000 mg L⁻¹ on the rooting of vigorous cuttings of red pitaya (45 cm in length and 43 mm diameter).

In general, the larger LR was obtained with the use of stock from cladodes grown under full sunlight, regardless of the use of the rooting compound (Figure 1; Table 4). Lima (2013) and Pontes Filho et al. (2014), while studying the effect of cutting length on the rooting of *H. undatus*, stressed that the reserve of carbohydrates is an important factor in the rooting of cuttings. It is likely that in this study, the full sun cultivation condition had been instrumental in increasing the photoassimilated reserves in the cladodes, which positively influenced their rooting capacity.

Rooting compound	Shading levels on the stock plant (%)				
	0	35	50	65	80
	----- cm -----				
Absence	36.13 a	32.13 a	30.19 a	29.91 a	34.13 a
Presence	35.38 a	33.19 a	32.31 a	32.74 a	30.10 b

Table 4. Absence or presence of rooting compound within each shading level and the interaction with length of the longest root (LR).

Means followed by the same letter in the column did not differ between each other by the Tukey test, at 5% probability level. dms = 2,89.

The RDM was increased by the application of the rooting compound, probably due to the beneficial interference of exogenous auxin on the RW (Table 5). That is, the use of a rooting compound induced an increase of RW culminating in the growth of RDM with a positive correlation of 0.78 ** (Table 6). For Betanin and Nienow (2010), the use of growth regulators can be decisive in the rooting process, to accelerate the formation of roots, increase the percentage of rooting, improve the quality of the roots formed, and generate greater uniformity in rooting.

Rooting compound	RW (cm)	RDM (g)	SWM (g)
Absence	11.83 b	2.26 b	31.89 a
Presence	13.01 a	3.10 a	29.47 b

Table 5. Effect of the absence or presence of rooting compound on RW, RDM and SWM.

Means followed by the same letter in the column did not differ between each other by the Tukey test, at 5% probability level. dms = 0,55.

Characteristic	RW	RDM	SWM	SDM	SLAS	TDM	SRR
LR	0.16	0.28	-0.15	-0.40	-0.24	-0.15	-0.47
RW		0.78**	-0.02	-0.04	-0.10	0.07	-0.10
RDM			-0.35	-0.30	0.19	-0.16	0.12
SWM				0.88**	0.37	0.92**	0.38
SDM					0.54	0.95**	0.60
SLAS						0.74*	0.97**
TDM							0.67*

Table 6. Phenotypic Pearson's correlation coefficients (r_f) between characteristics of length of the longest root (LR), root width (RW), root dry mass (RDM), shoot wet mass (SWM), shoot dry mass (SDM), sum of the length of axillary shoots (SLAS), total dry mass (TDM) and shoot:root ratio (SRR).

** e *, significant at 1 and 5% level of probability by the t Test, respectively. The other parameters were not significant.

Regarding the characteristics of the shoots, in plants propagated by cuttings not treated with rooting compound, the shading of the stock at 80% led to a balanced growth of roots and shoots (Figure 2; Table 7). In this regard, it is possible that the cuttings had rooted with a higher precocity, allowing for better use of water and nutrients in the soil.

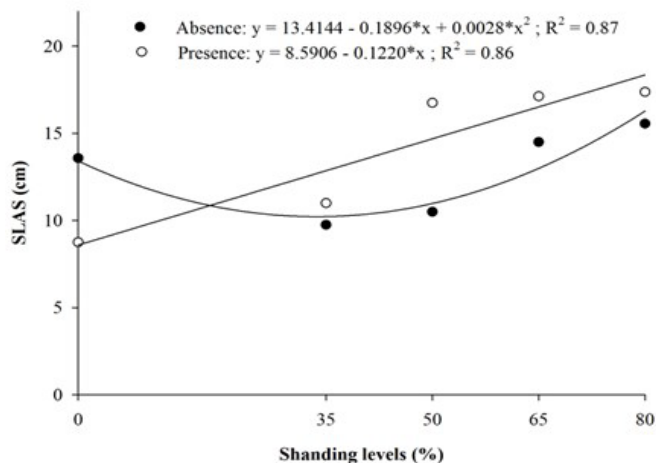


Figure 2. Effect of shading levels on stock plants in the absence or presence of rooting compound and the interaction with the sum of the length of axillary shoots (SLAS).

Rooting compound	Shading levels on the stock plant (%)				
	0	35	50	65	80
	----- cm -----				
Absence	13.58 a	9.75 a	10.50 b	14.50 a	15.56 a
Presence	8.75 b	11.00 a	16.75 a	17.13 a	17.38 a

Table 7. Absence or presence of rooting compound within each shading level and the interaction with the sum of the length of axillary shoots (SLAS).

Means followed by the same letter in the column did not differ between each other by the Tukey test, at a level of 5% of probability. dms = 2,65.

The SWM was positively correlated with the SDM (0.88**) and was affected only by the shading of stock plants (Table 6; Figure 3). The means adjusted to a quadratic polynomial model in which the greatest SWM was achieved with the use of cuttings from plants grown under 65 and 80% shading. This may be related to the blanching of cladodes and the simultaneous increase in the content of endogenous auxin. According to Bastos et al. (2009), in the etiolated branches, there is an increased concentration of endogenous auxin, which reduces the amount of negative cofactors in the rooting process, and consequently can provide better shoot growing capacity. Taiz and Zeiger (2013) substantiated that root growth points are sources of plant growth regulators, especially cytokinin, which are translocated to the shoot growth points and interfere with cell multiplication. In other words, at a desirable threshold of endogenous auxin, both the root system and the shoots experience stimulated growth due to the simultaneous synthesis of cytokinin.

Regarding SDM, the highest values were obtained by using cuttings treated with the rooting compound and collected from stock plants shaded at 80% (Table 8, Figure 4). This increase of SDM also resulted in a greater TDM (0.95**) (Table 9, Figure 5). Possibly, the use of rooting gel facilitated an excess of endogenous auxin, which induced shoot growth preferentially over that of the root system. However, in the absence of the growth regulator and with increased shading of the stock plants, there was a greater balance of SRR with an equitable share of root growth (LR and RDM) and shoot growth (NAS and SDM). The SRR had a direct and positive effect on the TDM (0.67*) (Table 6).

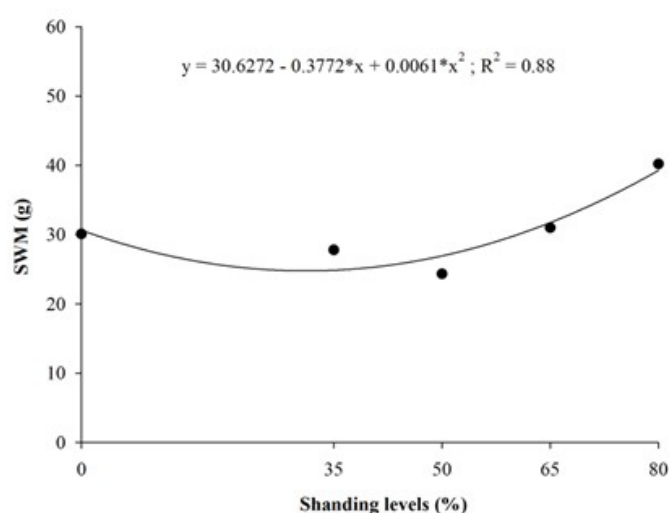


Figure 3. Effect of shading levels on stock plants on shoot wet mass (SWM).

Rooting compound	Shading levels on the stock plant (%)				
	0	35	50	65	80
	----- g -----				
Absence	2.99 a	2.48 a	2.63 a	3.89 a	3.73 b
Presence	2.22 b	2.83 a	2.29 a	2.69 b	4.49 a

Table 8. Absence or presence of rooting compound within each level of shading and the interaction with shoot dry mass (SDM).

Means followed by the same letter in the column did not differ between each other by the Tukey test, at a level of 5% of probability. $dms = 0,60$.

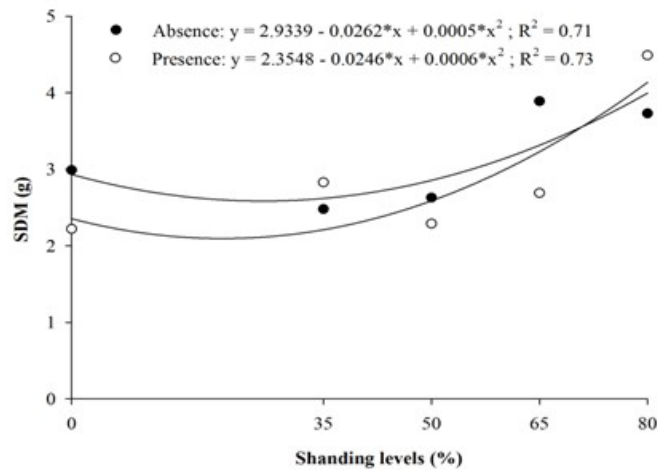


Figure 4. Effect of shading levels on stock plants in the absence or presence of rooting compound and the interaction with shoot dry mass (SDM).

Rooting compound	Shading levels on the stock plant (%)				
	0	35	50	65	80
Absence	5.72 a	4.69 b	4.77 a	6.13 a	5.71 b
Presence	5.27 a	6.03 a	5.22 a	6.19 a	7.33 a

Table 9. Absence or presence of rooting compound within each shading level and the interaction with total dry mass (TDM).

Means followed by the same letter in the column did not differ between each other by the Tukey, at a level of 5% of probability. $dms = 0,80$.

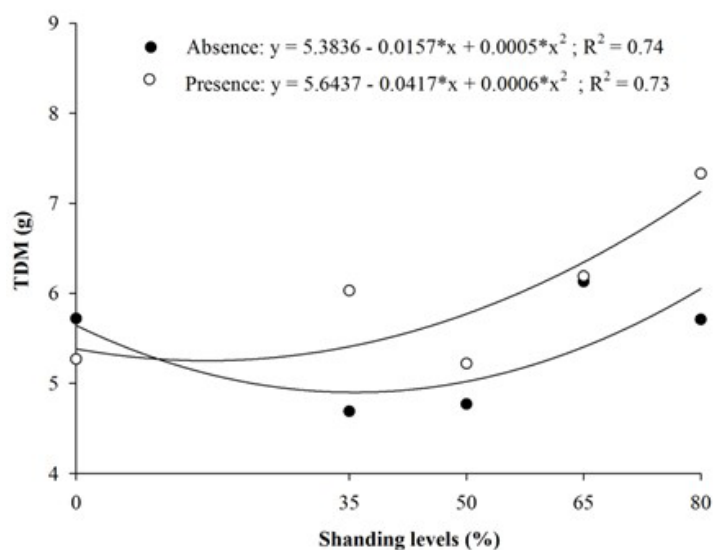


Figure 5. Effect of shading levels on stock plants in the absence or presence of rooting compound and the interaction with total dry mass (TDM).

Santos et al. (2010) validate that propagules with well-developed root systems

have a lower sensitivity to transplanting and, therefore, have a better chance of survival in field conditions. Thus, the production of red pitaya propagules should prioritize a balanced growth of SRR.

It is important to highlight the satisfactory results for SRR of plants propagated by cuttings not treated with the rooting compound and collected from stock grown in full sunlight (Table 10; Figure 6), which contradicts the hypothesis by Schwengber et al. (2000) for Myrtaceae cuttings grown in full sunlight. According to the authors, high light intensities can activate the AIA-oxidase enzyme system and catalyze the degradation of auxin, leading to a reduction in rooting potential. Therefore, this study validates that although the red pitaya is a semi-epiphytic species, the use of cuttings collected from stock grown in full sunlight allows for the production of high quality plants, eliminating the need to use a rooting compound.

Rooting compound	Shading level on the stock plant (%)				
	0	35	50	65	80
Absence	0.38 a	0.30 a	0.35 b	0.48 a	0.46 b
Presence	0.24 b	0.33 a	0.52 a	0.53 a	0.58 a

Table 10. Absence or presence of rooting compound within each shading level (Fortaleza [CE], 2015) and the interaction with shoot:root ratio (SRR).

Means followed by the same letter in the column did not differ between each other by the Tukey test, at a level of 5% of probability. dms = 0,08.

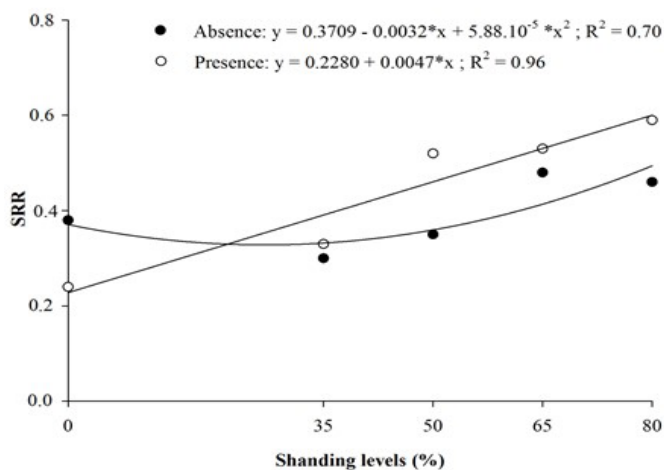


Figure 6. Effect of shading levels on stock plants in the absence or presence of rooting compound and the interaction with shoot:root ratio (SRR).

CONCLUSIONS

For the production of good quality propagules, it is recommended to collect cuttings from stock plants of red pitaya grown in full sunlight or 80% shading. Under these conditions, the use of a commercial rooting compound should be eliminated.

REFERENCES

- ALMEIDA, E. I. B. **Crescimento inicial de pitaia (*Hylocereus undatus*) em função de combinações de doses de fósforo-zinco e nitrogênio-potássio**. 2013. Dissertação (Mestrado em Agronomia) - Centro de Ciências Agrárias, Universidade Federal do Ceará, Fortaleza.
- ALMEIDA, E. I. B.; CORRÊA, M. C. M.; CRISOSTOMO, L. A.; ARAÚJO, N. A.; SILVA, J. C. V. Nitrogênio e potássio no crescimento de mudas de pitaia [*Hylocereus undatus* (Haw.) Britton & Rose]. **Revista Brasileira de Fruticultura, Cruz das Almas**, v. 36, n. 4, p. 1018-1027, 2014.
- ANDRADE, R. A.; MARTINS, A. B. G.; SILVA, M. T. H. Influência da fonte e do tempo de cura na propagação vegetativa da pitaia vermelha (*Hylocereus undatus* Haw.). **Revista Brasileira de Fruticultura, Cruz das Almas**, v. 29, n. 1, p. 183-186, 2007.
- BARROSO, M. M. A.; ALMEIDA, E. I. B.; CAJAZEIRA, J. P.; QUEIROZ, R. F.; OLIVEIRA, I. M. S.; CORRÊA, M. C. M. Morfologia de propágulos e auxina exógena na estaquia de pitaia vermelha. **Revista de Ciências Agrárias**, Belém, v. 60, n. 4, p.350-357, 2017.
- BASTOS, D. C.; PIO, R.; SCARPARE FILHO, J. A.; LIBARDI, M. N.; ALMEIDA, F. P.; GALUCHI, T. P. D.; BAKKER, S. T. Propagação de pitaia vermelha por estaquia. **Ciência e Agrotecnologia**, Lavras, v. 30, n. 6, p. 1106-1109, 2006.
- BASTOS, D. C.; SCARPARE FILHO, J. A.; LIBARDI, M. N.; PIO, R. Estiolamento, incisão na base da estaca e uso do ácido indol-butírico na propagação da caramboleira por estacas lenhosas. **Ciência e Agrotecnologia**, Lavras, v. 33, n. 1, p. 313-318, 2009.
- BETANIN, L.; NIENOW, A. A. A propagação vegetativa da corticeira-da-serra (*Erythrina falcata* Benth.) por estaquia caular e foliar. **Semina: Ciências Agrárias**, Londrina, v. 31, n. 4, p. 871-880, 2010.
- CAVALCANTE, I. H. L.; MARTINS, A. B. G.; SILVA JÚNIOR, G. B.; ROCHA, L. F.; FALCÃO NETO, R.; CAVALCANTE, L. F. Adubação orgânica e intensidade luminosa no crescimento e desenvolvimento inicial da pitaya em Bom Jesus-PI. **Revista Brasileira de Fruticultura**, Cruz das Almas, v. 33, n. 3, p. 970-982, 2011.
- CORRÊA, M. C. M.; ALMEIDA, E. I. B.; MARQUES, V. B.; SILVA, J. C. V.; AQUINO, B. F. Crescimento inicial de pitaia em função de combinações de doses de fósforo-zinco. **Revista Brasileira de Fruticultura**, Cruz das Almas, v. 36, n. 1, p. 23-38, 2014.
- DONADIO, L. C. Pitaya. **Revista Brasileira de Fruticultura**, Cruz das Almas, v. 31, n. 1, p. 1-2. 2009.
- DUTRA, T. R.; GRAZZIOTTI, P. H.; SANTANA, R. C.; MASSAD, M. D. Desenvolvimento inicial de mudas de copaíba sob diferentes níveis de sombreamento e substratos. **Revista Ciência Agronômica**, Fortaleza, v. 43, n. 2, p. 321-329, 2012.
- GALVÃO, E. C. **Substrato e ácido indolbutírico na produção de mudas de pitaia vermelha de polpa branca**. 2015. Dissertação (Mestrado em Agronomia/Fitotecnia) - Universidade Federal de Lavras, Lavras.
- HARTMANN, H. T.; KESTER, D. E. Propagacion de plantas: principios y practicas. Ciudad del Mexico: Compañia Editorial Continental, 1990. 760 p. Confirmar se é a Cidade do México. Local deve ser cidade.
- INSTITUTO DE PESQUISA E ESTRATÉGIA ECONÔMICA DO CEARÁ - IPECE. **Estatística e Geografia**. Lista mantida pelo IPECE. Fortaleza: IPECE, 2011. Disponível em: <<http://www.ipece.ce.gov.br>>. Acesso em: 10 dez. 2014.
- JOHNSON, C. R.; HAMILTON, D. F. Rooting of *Hibiscus rosasinensis* L. Cutting as influence by light

intensity and ethephon. **Hortscience**, Virginia, v. 12, n. 1, p. 39-40, 1977.

JUNQUEIRA, K. P.; FALEIRO, F. G.; BELLON, G.; JUNQUEIRA, N. T. V.; FONSECA, K. G.; LIMA, C. A.; SANTOS, E. C. Variabilidade genética de acessos de pitaya com diferentes níveis de produção por meio de marcadores RAPD. **Revista Brasileira de Fruticultura**, Cruz das Almas, v. 32, n. 3, p. 840-846, 2010.

KÖPPEN, W. **Climatologia: con un estudio de los climas de la tierra**. Ciudad del Mexico: Fondo de Cultura Economica, 1918. 478 p.

LE BELLEC, F.; VAILLANT, F.; INBERT, E. Pitahaya (*Hylocereus* sp.): a new fruit crop, a market with future. **Fruits**, Paris, v. 61, n. 1, p. 237-250, 2006.

LIMA, C. A. de. **Caracterização, propagação e melhoramento genético de pitaya comercial e nativa do cerrado**. 2013. Tese (Doutorado em Agronomia) - Universidade de Brasília, Brasília.

LONE, A. B.; LÓPEZ, E. L.; ROVARIS, S. R. S.; KLENESER, D. F.; HIGASHIBARA, L.; ATAÍDE, L. T.; ROBERTO, S. R. Efeito do AIB no enraizamento de estacas herbáceas do porta-enxerto de videira VR 43-43 em diferentes substratos. **Semina: Ciências Agrárias**, Londrina, v. 31, n. 3, p. 599-604, 2010.

MARQUES, V. B.; MOREIRA, R. A.; RAMOS, J. D.; ARAÚJO, N. A.; CRUZ, M. C. M. Profundidade de plantio e dominância apical na estaquia de pitaia vermelha. **Semina: Ciências Agrárias**, Londrina, v. 33, n. 6, p. 2091-2098, 2012.

MARQUES, V. B.; MOREIRA, R. A.; RAMOS, J. D.; ARAÚJO, N. A.; CRUZ, M. C. M. Tamanho de cladódios na produção de mudas de pitaia vermelha. **Revista Caatinga, Mossoró**, v. 24, n. 4, p. 50-54, 2011.

MIZRAHI, Y. Vine-Cacti pitayas - the new crops of the world. **Revista Brasileira de Fruticultura**, Cruz das Almas, v. 36, n. 1, p. 124-138, 2014.

MIZRAHI, Y.; NERD, A. Climbing and columnar cacti: new arid land fruit crops. In: JANICK, J. (Ed.). **Perspectives on new crops and new uses**. Alexandria: ASHS Press, 1999. p. 358-366.

NOBEL, P. S.; DE LA BARRERA, E. CO₂ uptake by the cultivated hemiepiphytic cactus, *Hylocereus undatus*. **Annals of Applied Biology**, London, v. 144, n. 1, p. 1-8, 2004.

NUNES, E. N. Q.; SOUZA, A. S. B.; LUCENA, C. M.; SILVA, S. M.; LUCENA, R. F. P.; ALVES, C. A. B.; ALVES, R. E. Pitaia (*Hylocereus* sp.): uma revisão para o Brasil. **Gaia Scientia**, João Pessoa, v. 8, n. 1, p. 90-98, 2014.

ORTIZ-HERNÁNDEZ, Y. D.; CARRILLO-SALAZAR, J. A. Pitahaya (*Hylocereus* spp.): a short review. **Comunicata Scientiae**, Bom Jesus, v. 3, n. 4, p. 220-237, 2012.

PONTES FILHO, F. T. ALMEIDA, E. I. B.; BARROSO, M. M. A.; CAJAZEIRA, J. P.; CORRÊA, M. C. M. Comprimento de estacas e concentrações de ácido indolbutírico (AIB) na propagação vegetativa de pitaia. **Revista Ciência Agrônômica**, Fortaleza, v. 45, n. 4, p. 46-51, 2014.

SANTOS, C. M. G.; CERQUEIRA, R. C.; FERNANDES, L. M. S.; DOURADO, F. W. N.; ONO, E. O. Substratos e regulador vegetal no enraizamento de estacas de pitaya. **Revista Ciência Agrônômica**, Fortaleza, v. 41, n. 4, p. 625-629, 2010.

SCHWENGBER, J. E.; DUTRA, L.; KERSTEN, E. Efeito do sombreamento da planta matriz e do PVP no enraizamento de estacas de ramos de araçazeiro (*P. cattleianum* Sabine). **Revista Brasileira de Agrociência**, Pelotas, v. 6, n. 1, p. 30-34, 2000.

SILVA, A. C. C. **Pitaya: melhoramento e produção de mudas**. 2014. Tese (Doutorado em Agronomia) - Faculdade de Ciências Agrárias e Veterinárias, Universidade Estadual Paulista, Jaboticabal.

SILVA, A. C. C.; MARTINS, A. B. G.; CAVALLARI, L. L. Qualidade de frutos de pitaya em função da época de polinização, da fonte de pólen e da coloração da cobertura. **Revista Brasileira de Fruticultura**, Cruz das Almas, v. 33, n. 4, p. 1162-1168, 2011.

TAIZ, L.; ZEIGER, E. **Fisiologia vegetal**. 5. ed. Porto Alegre: Artmed, 2013. 918 p.

SOBRE OS ORGANIZADORES

JÚLIO CÉSAR RIBEIRO - Engenheiro-Agrônomo formado pela Universidade de Taubaté-SP (UNITAU); Técnico Agrícola pela Fundação Roge-MG; Mestre em Tecnologia Ambiental pela Universidade Federal Fluminense (UFF); Doutor em Agronomia - Ciência do Solo pela Universidade Federal Rural do Rio de Janeiro (UFRRJ). Atualmente é Pós-Doutorando no Laboratório de Estudos das Relações Solo-Planta no Departamento de Solos da UFRRJ. Possui experiência na área de Agronomia (Ciência do Solo), com ênfase em ciclagem de nutrientes, nutrição mineral de plantas, fertilidade, química e poluição do solo, manejo e conservação do solo, e tecnologia ambiental voltada para o aproveitamento de resíduos da indústria de energia na agricultura. E-mail para contato: jcragronomo@gmail.com

CARLOS ANTÔNIO DOS SANTOS - Engenheiro-Agrônomo formado pela Universidade Federal Rural do Rio de Janeiro (UFRRJ), Seropédica-RJ; Especialista em Educação Profissional e Tecnológica pela Faculdade de Educação São Luís, Jaboticabal-SP; Mestre em Fitotecnia pela UFRRJ. Atualmente é Doutorando em Fitotecnia na mesma instituição e desenvolve trabalhos com ênfase nos seguintes temas: Produção Vegetal, Horticultura, Manejo de Doenças de Hortaliças. E-mail para contato: carlosantoniokds@gmail.com

ÍNDICE REMISSIVO

A

Adubação
Agricultura
Agronomia
Alimentação
Alimentos

C

Caatinga
Composição nutricional
Controle biológico

D

Desenvolvimento rural

E

Empreendedorismo
Erosão
Estatística
Eutrofização
Extensão Rural

F

Fertilizantes
Frutíferas

G

Grãos

H

Hidroponia

I

Inseminação

L

Lactuca sativa

M

Manejo integrado

Meio Ambiente

Meio rural

Metal pesado

Monitoramento

N

Nutrição Mineral

O

Óleo essencial

P

Pecuária

Pesca

Plantas medicinais

Produção

Q

Qualidade de alimentos

S

Sementes

Silvicultura

Solos

V

Valor agregado

Veterinária

Agência Brasileira do ISBN
ISBN 978-85-7247-494-8



9 788572 474948